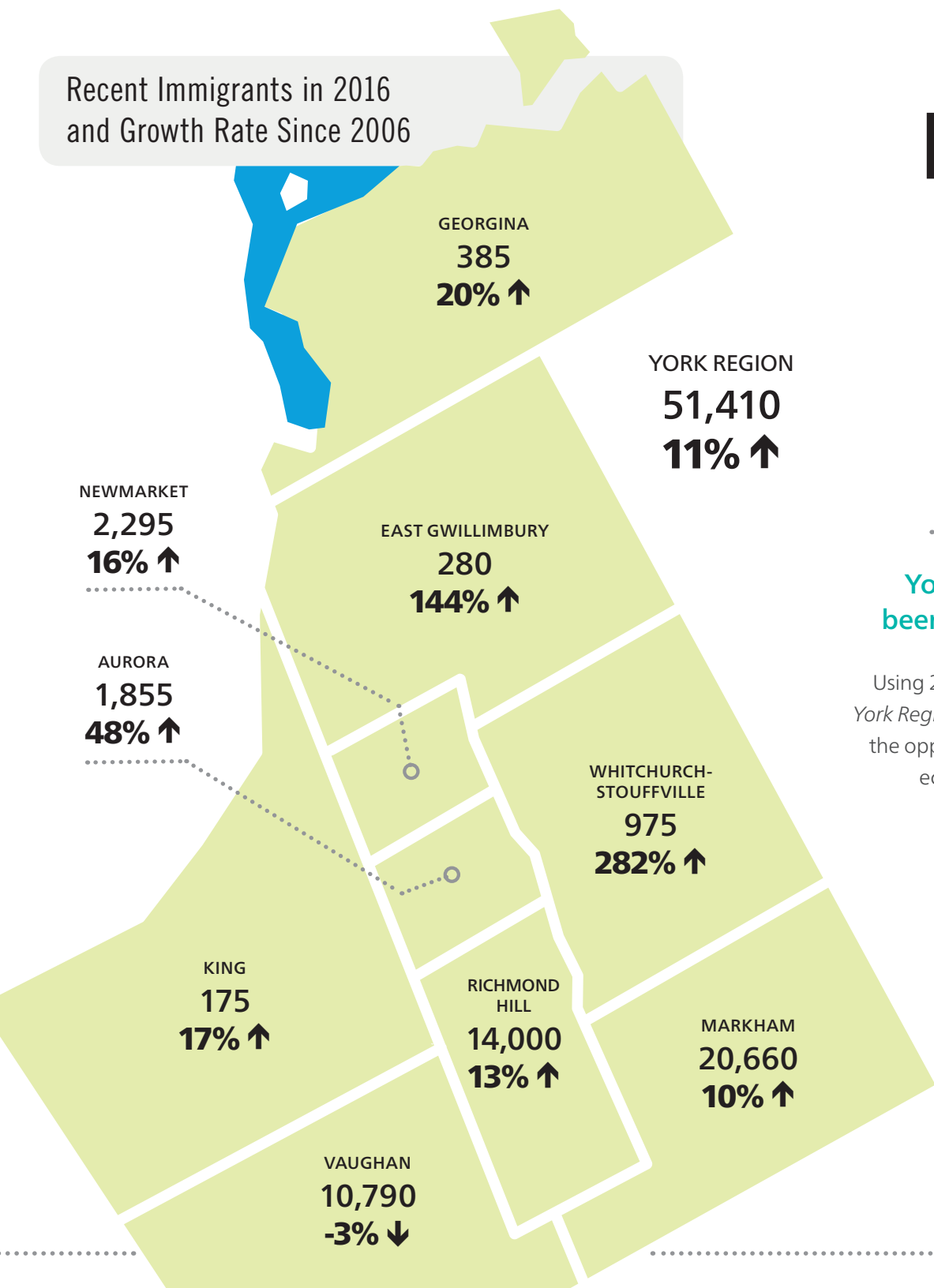


Recent Immigrants in 2016
and Growth Rate Since 2006



Recent Immigrants in York Region

Highlights from the Snapshot

February 2019

York Region is a culturally diverse community that has been shaped over time by immigrants and their families.

Using 2016 Statistics Canada Census data, the *Snapshot of Recent Immigrants in York Region and its Nine Local Municipalities* was developed to better understand the opportunities and challenges faced by recent immigrants¹ as they integrate, economically and socially, into their communities. This document provides selected facts from the *Snapshot* reports. Visit york.ca/census to learn more about recent immigrants in York Region.

¹ Recent immigrants are immigrants who landed in Canada as permanent residents within the five-year period preceding a specific census year. For the 2016 Census, this period was January 1, 2011 to May 10, 2016.



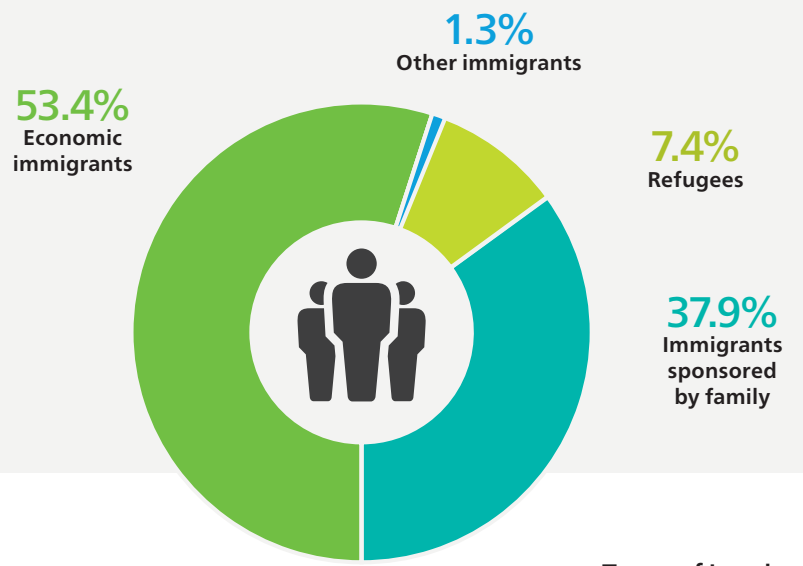
Population

In 2016, immigrants made up nearly half (47 per cent) of York Region's population. Most of these individuals have lived in Canada for many years, while others are recent immigrants who arrived in Canada less than five years ago¹.

More than 51,000 recent immigrants called York Region their home in 2016. At 11 per cent, York Region had the **second-fastest percentage growth** in recent immigrant population in the Greater Toronto Horseshoe Area after Halton Region.

Most recent immigrants (88 per cent) live in York Region's three southern municipalities (Markham, Richmond Hill and Vaughan), but a growing number are moving into the other six municipalities.

In 2016, the recent immigrant population in York Region had 84 men for every 100 women and was younger than the overall population. Sixty-two percent of recent immigrants were between the ages of 25 and 64.



Types of Immigrants

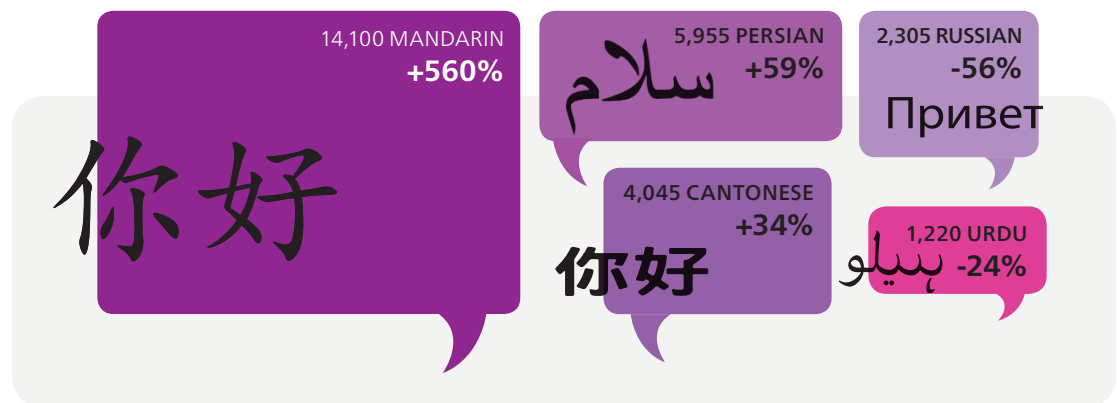
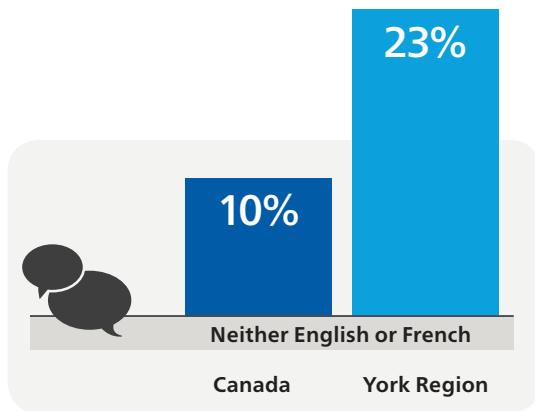
In 2016, most recent immigrants in York Region came to Canada as economic immigrants² (53 per cent) selected by Immigration, Refugees and Citizenship Canada due to their **skills and ability to contribute** to the Canadian economy.

² Economic immigrants consist of immigrants granted landed immigrant status based on their own or a family member's ability to contribute to the Canadian economy.



Languages

In 2016, the proportion of recent immigrants in York Region who **did not speak English or French** was more than double the national average.

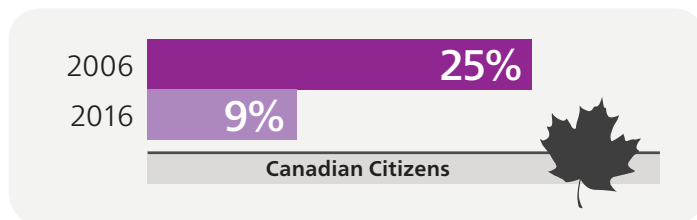


There has been a dramatic change between 2006 and 2016 in the **non-official languages** spoken most often at home by recent immigrants.



Citizenship

The share of recent immigrants in York Region obtaining **Canadian Citizenship** dropped significantly from 2006 to 2016.



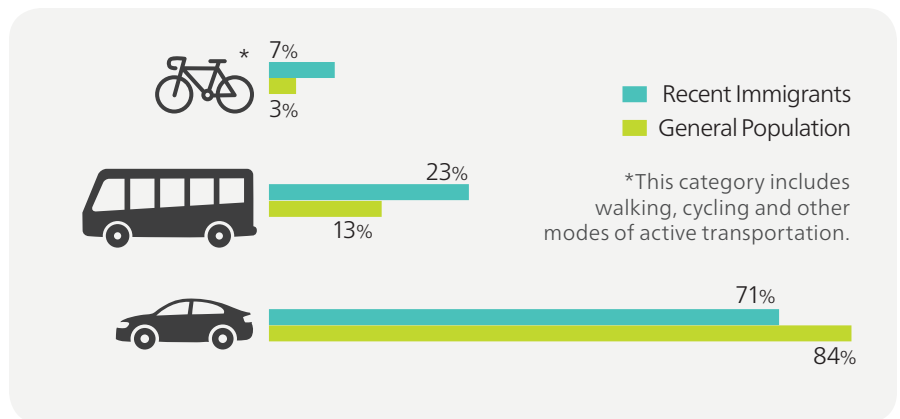
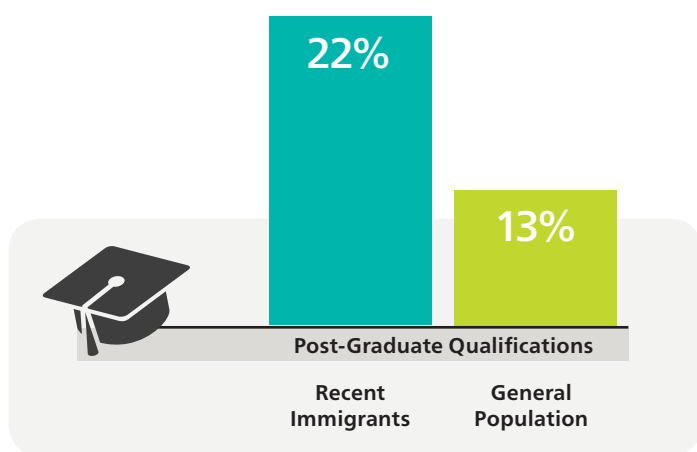
Transportation

The proportion of recent immigrants who rely on **public transit** as their main mode of transportation to work is almost double that of York Region's general population.



Education

York Region attracts **highly educated recent immigrants**. In 2016, compared with the general population, over one fifth had post-graduate qualifications such as master's degrees and doctorates in fields like business, management, technology, medicine and public administration.



*This category includes walking, cycling and other modes of active transportation.



Employment and Income

Despite being highly educated, recent immigrants are half as likely to be employed and **earn much less** than members of York Region's general population. In fact, recent immigrants in York Region earn significantly less than the national average (\$23,371).



Labour Force

In 2016, more than half of recent immigrants in York Region were of **core working age** (between the ages of 25 and 54) and could contribute to the labour force.

