

To: York Region Rapid Transit Corporation Board of Directors

From: Mary-Frances Turner, President

Subject: Project Status Report: Q2-2018

Ref: YORK-#8576648

Recommendation

It is recommended that:

1. The Board receive the attached Project Status Report: Q2-2018 for information.

Purpose

The purpose of this report is to provide the Board with an overview of the Corporation's project milestones, construction activities and financial updates for the period of April 1, 2018 to June 30, 2018.

Project Highlights

BUS RAPIDWAYS & STATIONS (BRT) PROGRAM

The second phase of rapidway construction in Vaughan continues along Highway 7 West from Yonge Street to Bowes Road and from Edgeley Boulevard to Helen Street

- Overall, the construction of this project is 45% complete
- Station platform construction, including canopy installations continue throughout the corridor
- Utility relocations are progressing, with hydro work continuing east of Highway 400 and telecom work nearing completion along Centre and Bathurst Streets and Highway 7

- Storm sewer installations along Highway 7 and Centre Street continue with the installation of the oil grit separator (removes sediment, screens debris, and separates oil from the storm sewer systems)
- Work continues to widen the bridge over Highway 400, and re-align the on-ramp and off-ramp east of Highway 400

Construction continues along rapidway segments on Yonge Street in Newmarket and Richmond Hill

- Utility relocations continue along the Yonge Street corridor (Y2.1, Y2.2, & Y3.2)
 - Y3.2 (Savage Road/Sawmill Valley Drive to Davis Drive): relocation work is complete
 - Y2.1, and Y2.2 (Richmond Hill Centre to Major Mackenzie Drive, and Levendale Avenue to 19th Avenue/Gamble Road): gas relocations are complete, and hydro and telecom relocation work is progressing
- Construction of the water main in Richmond Hill is progressing at approximately 50% completion
- Storm sewer installation and road widening continues
- Retaining walls, boulevard work and sidewalks, including concrete planters, are underway

INFRASTRUCTURE & DEVELOPMENT PROGRAM

SmartCentres Place VMC Bus Terminal will connect to subway and bus lines

- Construction of the facility is currently at 90% completion
 - Remaining work includes drywall, tiling, flooring and painting
 - Mechanical and electrical equipment installed

A construction contract was awarded for the Cornell Bus Terminal in Markham

- Re-tender for the construction was completed in Q1-2018 and a construction contract was awarded in Q2-2018 to Orin Contractors Inc.
- Construction mobilization will begin in Q3-2018, with project completion by Q3-2019

YRRTC continues to work with York Region and the local municipalities to plan the lands acquired for the construction of bus rapid transit

- Engineering investigation is underway at Warden and Enterprise lands in Markham, including geotechnical investigations, surveys and flood plain analysis
- Preliminary engineering for H3.4 (Birchmount Road to just east of Kennedy Road) is on hold, pending planning work underway with the City of Markham

TORONTO-YORK SPADINA SUBWAY EXTENSION (TYSSE) PROGRAM

With the TTC Line 1 extension to Vaughan Metropolitan Centre open, TTC continues finishing work at the subway stations in York Region

- Installation of Intelligent Transportation Systems (ITS) is underway at the three subway stations in York Region: Pioneer Village, Highway 407, and VMC
- YRT fare equipment installation is complete at the YRT bus terminal facilities attached to Pioneer Village and Highway 407 subway stations
- At VMC, the north and south elevators at the vivastation are now operational. TTC continues to work on completing the escalators between the subway station and the vivastation on Highway 7

FUTURE RAPID TRANSIT INITIATIVES

The planning and design work program for the YSE was advanced in collaboration with Metrolinx, TTC and City of Toronto

- A Memorandum of Understanding (MoU) was executed by the authorized representatives of each of principle party in early May. The MoU details the project objectives, principles of collaboration and elements of the governance structure, including roles and responsibilities
- TTC and YRRTC collaborated on the development of RFP packages and have procured key technical services for the preliminary engineering and design activities. By the end of Q2-2018, the following assignments were awarded:
 - Principal Geotechnical Services
 - Geotechnical Field Services
 - Tunnel design
 - Stations design
 - Systems design
- A YSE Joint Communications Working Group has been established and Communications, Community Relations and Media Relations plans and protocols have been developed and adopted

Financial & Procurement Highlights

At the end of Q2, Capital Expenditures are at \$122.4 million – of which the Region’s contribution is \$37.5 million (Table 1)

Table 1 – YRRTC Capital Expenditures, Q2-2018

Capital Expenditures (\$Millions)	Regional Program (YTD) \$	Metrolinx Program (YTD) \$	Inception To-Date \$	Funding \$
BRT Rapidways & Stations *		83.6	1,421.0	1,784.2
BRT Facilities & Terminals	6.0		177.1	210.0
BRT Rapid Transit Vehicles	-		46.7	46.7
Toronto-York Spadina Subway Extension	32.0		1,235.1	1,329.2
Construction	30.9		1,182.3	1,274.9
Viva Concourse	-		13.2	14.0
Capacity Buy-In & Other	1.1		39.6	40.3
Yonge Subway Extension	-		4.1	40.7
Conceptual Design	-		4.1	4.3
Planning & PE	-		-	36.3
Rapidway Transit Initiatives	0.1		2.5	3.2
Total Regional Program	38.0		1,465.5	1,629.8
Total Capital Programs	\$38.0	\$83.6	\$2,886.5	\$3,414.0
Total York Regional Funded	\$37.5		\$661.7	\$777.9

** Financials are net of Municipal & 3rd Party Recoveries, and include expenditure funded by QuickWins*

At the end of Q2-2018, Gross Operating Expenditures and Net Operating Expenditures are \$33.6 million and \$7.7 million respectively (Table 2)

- The Net Operating Expenditures of \$7.7 million and reflects:
 - \$12.7 million of Operating Recoveries for YRRTC and York Region staff and administrative costs from the Metrolinx Capital Program and Regional Capital Program
 - \$13.2 million of Revenues from Development charges and Federal Gas Tax, partially offsetting the Debt Principal and Interest Payment, which is primarily for the Toronto-York Spadina Subway Extension (TYSSE)

Table 2 – YRRTC Operating Expenditures, Q2-2018

Operating Expenditures (\$ Millions)	Q2-2018 Operating Expenditures	Regional Operating Expenditures	Metrolinx Operating Expenditures
YRRTC Staff & Administration.	10.5	1.0	9.5
York Region Staff & Administration	2.5	0.1	2.4
Financing Costs	20.5	20.5	0.0
Gross Operating Expenditures	33.6	21.6	12.0
Recoveries from Capital Projects	(12.7)	(0.7)	(12.0)
Revenues from Development Charges & Federal Gas Tax	(13.2)	(13.2)	0.0
Net Operating Expenditures	7.7	7.7	0.0

At the end of Q2-2018, approximately 98% of the \$1.63 billion funding for the Regional Capital Program has been committed and 92% has been spent

- Procurement activities of significance (i.e., > \$200K) were for the Technical and Advisory Construction Oversight of the YRRTC capital projects – contract award to Orin for the Cornell Bus Terminal in May 2018

At the end of Q2-2018, approximately 97% of the \$1.784 billion funding for the Metrolinx Capital Program has been committed and 82% has been spent

- Procurement activities of significance (i.e., > \$500K) were for the Technical and Advisory Construction Oversight of the YRRTC capital projects

For more information on this report, please contact Michael Cheong, Chief Financial Officer, York Region Rapid Transit Corporation at 905-886-6767.

Mary-Frances Turner, President

September 20, 2018

Attachment: (1)

VIVA VIVA VIVA VIVA VIVA VIVA VIVA VIVA VIVA VIVA next



York Region Rapid Transit Corporation

project status report Q2 - 2018



Table of Contents

1.0 VIVANEXT RAPID TRANSIT SYSTEM NETWORK	4
2.0 BUS RAPID TRANSIT (BRT) PROGRAM	5
HIGHWAY 7 EAST (H3)	5
DAVIS DRIVE (D1).....	6
HIGHWAY 7 WEST, VAUGHAN METROPOLITAN CENTRE (H2-VMC)	7
YONGE STREET	8
HIGHWAY 7 WEST AND BATHURST ST. FROM CENTRE ST. TO HWY. 7	10
ENTERPRISE DRIVE.....	12
HEALTH & SAFETY BRT AUDITS.....	12
3.0 INFRASTRUCTURE & DEVELOPMENT PROGRAM	15
OPERATIONS, MAINTENANCE AND STORAGE FACILITY (OMSF).....	15
CORNELL TERMINAL.....	16
RELATED INITIATIVES	16
3.1 TORONTO-YORK SPADINA SUBWAY EXTENSION (TYSSE) PROGRAM	18
SPADINA SUBWAY EXTENSION	18
SMARTCENTRES PLACE BUS TERMINAL (VMC)	20
3.2 YONGE SUBWAY EXTENSION (YSE) PROGRAM	21
4.0 PROCUREMENT ACTIVITIES	22
4.1 AWARDED CONTRACTS – NEW	22
4.2 AMENDED CONTRACTS – EXISTING	22
4.3 PROCUREMENTS IN PROGRESS	24
4.4 UPCOMING PROCUREMENTS	24
5.0 FINANCIAL UPDATES	25
5.1 CAPITAL EXPENDITURES SUMMARY	26
5.2 QUICKWINS – \$67.6 MILLION	27
5.3 METROLINX MASTER AGREEMENT - \$1.755 BILLION	28
5.4 FEDERAL CSIF CONTRIBUTION AGREEMENT – \$170.0 MILLION	28
5.5 TORONTO-YORK SPADINA SUBWAY EXTENSION PROGRAM – \$1.2 BILLION	30
5.6 YONGE SUBWAY EXTENSION PROGRAM	31
5.7 OPERATING EXPENDITURES SUMMARY	31
6.0 COMMUNICATIONS	32
6.1 GOVERNMENT RELATIONS	32
6.2 COMMUNITY ENGAGEMENT	32
APPENDIX 1: AWARDED CONTRACTS	35
APPENDIX 2: CONTRACT VALUE INCREASES, EXTENSIONS & CLOSURES	35
APPENDIX 3: PROCUREMENTS IN PROGRESS	37
APPENDIX 4: UPCOMING PROCUREMENTS	38

MANDATE

York Region Rapid Transit Corporation [YRRTC] is responsible for the planning, design and construction of the rapid transit network and related infrastructure.

The expertise of YRRTC lays in project management – design and engineering, procurement and financial management and community relations. A proven record of disciplined, community-focused project implementation, transparency and collaboration helps get the job done. Project management is backed by knowledge, leadership and innovation in planning great cities centred on new urbanism.

Governance

Board of Directors

YRRTC is a wholly-owned subsidiary and share capital corporation of The Regional Municipality of York. Its Board of Directors is comprised of elected officials from York Region. There is no private sector or other public sector representation on the YRRTC Board of Directors at this time.



Chairman of the Board
 Frank Scarpitti
 Mayor
 Markham



Vice-Chairman of the Board
 Maurizio Bevilacqua
 Mayor
 Vaughan



Director & CEO
 Wayne Emmerson
 Chairman and CEO
 The Regional Municipality of York



Director
 Dave Barrow
 Mayor
 Richmond Hill



Director
 Tony Van Bynen
 Mayor
 Newmarket



Director
 Jim Jones
 Regional Councillor
 Markham



Director
 Vito Spatafora
 Regional Councillor
 Richmond Hill

Executive Management Team and Reporting

From the Executive Management Team, the President reports to the Chairman of the YRRTC Board and the Chairman and CEO of York Region. Board meetings are held in the York Region Administrative Centre located in the Town of Newmarket. Public reports are posted online at www.york.ca.



President
 Mary-Frances Turner



Vice-President, Project Implementation
 Paul May P.Eng.



Chief Financial Officer and Treasurer
 Michael Cheong
 MBA, CPA, CMA



Design Chief, Infrastructure and Development
 Raj Mohabeer
 OALA, RPP, MCIP, ASLA,
 AICP, LEED®AP



Chief Communications Officer
 Dale Albers
 ABC



Chief Legal Officer & Corporate Secretary
 Antoinette Bozac

1.0 VIVANEXT RAPID TRANSIT SYSTEM NETWORK

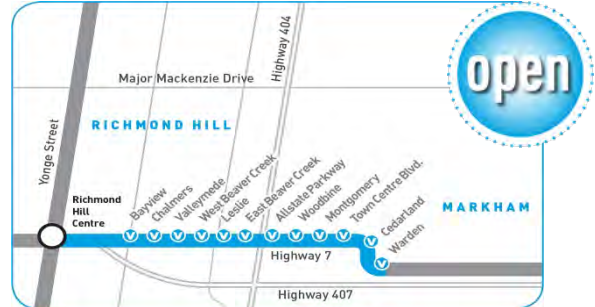


2.0 BUS RAPID TRANSIT (BRT) PROGRAM

HIGHWAY 7 EAST - RICHMOND HILL CENTRE TO WARDEN AVENUE (H3)

Project Description

- The Highway 7 East (H3) rapidway extends 6.0 km from Richmond Hill Centre to Warden Avenue in the Town of Richmond Hill and the City of Markham, with 10 centre-lane vivastations and one curbside station
- The first segment from Bayview Avenue to Highway 404 has been in service since August 2013
- The second segment from Highway 404 to South Town Centre Boulevard (STC) has been in service since August 2014
- The final segment from STC to Warden Avenue was completed in December 2014 and service started in January 2015
- Since the opening of the first segment of the rapidway in August 2013, there has been a 30% decrease in travel time and a 10% increase in ridership



Progress Status Update

Utility Relocations

- All utility works are fully complete

Design-Build Construction

- Final warranty walk-downs completed in June 2017. Minor final-warranty works being completed
- Final Acceptance scheduled for Q2 2018



2.0 BUS RAPID TRANSIT (BRT) PROGRAM

DAVIS DRIVE – YONGE ST. TO HIGHWAY 404 (D1)

Project Description

- The Davis Drive (D1) rapidway in the Town of Newmarket extends for 2.7 km from Yonge Street to Roxborough Road – just east of Southlake Regional Health Centre
- The rapidway includes 3 centre-lane vivastations and two curbside stations rapidway – completed in November 2015, and has been in service since December 2015
- Final hand-over achieved in Q3-2016
- Total Performance achieved in late December 2016
- Viva service continues east in mixed-use traffic, terminating at Highway 404
- The new Viva service has recorded a 62% increase in ridership on the Viva yellow route since 2015 and approximately 33% travel time savings compared to curbside service
- The Davis Drive transformation includes upgraded infrastructure, modern streetscapes, tree-lined boulevards and upgraded utilities which will help attract future growth and investment



Progress Status Update

Property

- Union Hotel - preparations for sale of building underway
- The Risk Assessment program is complete

Utility Relocations

- Rogers aerial to underground cabling work is expected to be completed in Q2-2018
- Upon completion of Rogers work, Newmarket-Tay Power will remove the few remaining poles

Design-Build Construction

- Warranty period and warranty work is ongoing

Keeping the Public Informed

- Community Liaisons are available to work with the local businesses and residents to address any concerns and to keep the community informed of remaining warranty work

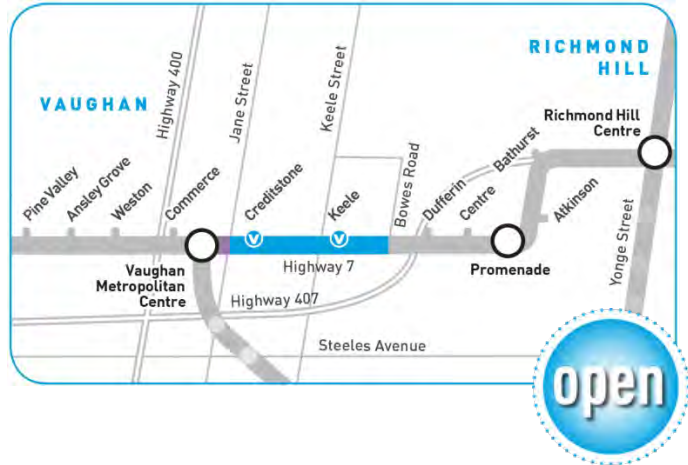


2.0 BUS RAPID TRANSIT (BRT) PROGRAM

HIGHWAY 7 WEST, VAUGHAN METROPOLITAN CENTRE – BOWES ROAD TO EDGELEY BOULEVARD (H2-VMC)

Project Description

- The H2-VMC rapidway refers to Highway 7- West, from Bowes Road to Edgeley Boulevard – it includes the construction of 3 centre-lane vivastations along the 3.6 km of rapidway



Progress Status Update

Design-Build Construction

- Substantial Completion was achieved on December 15, 2017
- The project was fully handed over to York Region on December 15, 2017 in advance of the opening of the VMC Subway Station
- Viva revenue service commenced December 17, 2017, with a public grand opening event taking place
- Minor works and addressing deficiencies of the VMC BRT Station continues into 2018



Property

- All required properties are in possession and remediation work for acquired lands are completed

Utility Relocations

- All utility relocations have been completed

Keeping the Public Informed

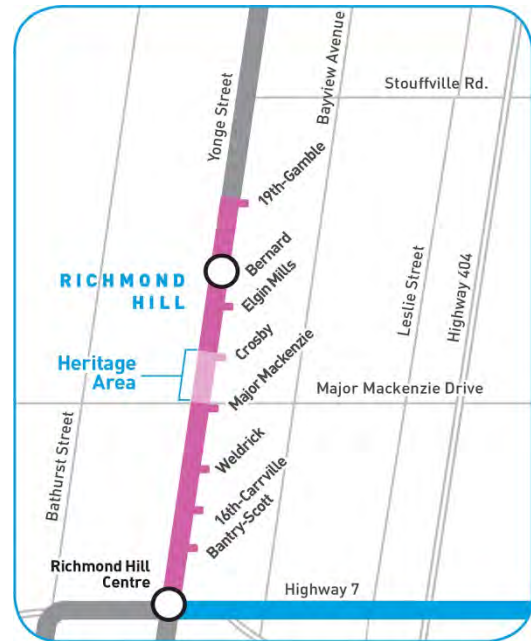
- Community Liaisons are available to work with the local businesses and residents to address any concerns and keep the community informed of any remaining warranty work
- Email subscription list currently has approximately 1,820 subscribers
- Average weekday Viva and YRT ridership has almost doubled since before the rapidway was built on Highway 7 West, between Bowes Road and Interchange Way [NTD: confirming details with YRT]
- In 2018, travel times along the Highway 7 West rapidway in Vaughan were up to 36% faster on average than pre-rapidway curbside service in 2013 [NTD: confirming details with YRT]

2.0 BUS RAPID TRANSIT (BRT) PROGRAM

YONGE STREET – HIGHWAY 7 TO MAJOR MACKENZIE DR. (Y2.1); LEVENDALE RD. TO 19TH AVE./GAMBLE RD. (Y2.2); SAVAGE RD./SAWMILL VALLEY DR. TO DAVIS DR. (Y3.2)

Project Description

- The Yonge Street (Y2.1) rapidway in the Town of Richmond Hill extends approximately 3.6 km from Richmond Hill Centre (Highway 7) to Major Mackenzie Drive and includes 4 centre-lane vivastations
- Yonge Street (Y2.2) rapidway in the Town of Richmond Hill, extends from Levendale Avenue to 19th Avenue/Gamble Road and includes 2.9 km of rapidway and 3 centre-lane vivastations
- Yonge Street (Y3.2) rapidway in the Town of Newmarket extends approximately 2.4 km from Savage Road/Sawmill Valley Drive to Davis Drive and includes 3 centre-lane vivastations



Progress Status Update

Property

- Risk Evaluation for the corridor is complete, and implementation with the design builder is underway

Utility Relocations

Y2.1 and Y2.2 segment (Richmond Hill)

- Enbridge relocation work is 100% complete in both segments
- Alectra, Bell and Rogers relocation work is 95% complete in Y2.2 and 80% complete in Y2.1

Y3.2 segment (Newmarket)

- Primary civil utility relocation work is completed with minor Allstream relocation work remaining
- Rogers splicing to be completed concurrent with road work
- Newmarket-Tay Hydro has completed pole installation, framing and stringing with the exception of the removals of a few poles



Design-Build Construction

- Overall the project is 40% complete

Y2.1 and Y2.2 segment (Richmond Hill)

- Temporary signal installation and median removals throughout Y2.1 and Y2.2 are approximately 90% complete
- Water main construction in the Town of Richmond Hill is approximately 50% complete
- Traffic has been shifted to the west side from Hwy 7 to 16th Ave. Road widening and sewer work have commenced on the east side within this segment’s first traffic shift
- Traffic has been shifted to the east side from Leventdale to Leonard and to the west from Leonard up to the North Limit (19th/Gamble). Road widening and sewer work have commenced on the east and west sides within the first traffic shift of these segments



Y3.2 segment (Newmarket)

- Y3.2 road widening work on the west side of Yonge Street was completed in 2017. Boulevard and sidewalk works are underway.
- The second traffic shift of the segment from Savage Rd to Millard was implemented and storm sewer and road widening on the east side is underway

Keeping the Public Informed

- The Yonge Street database has over 4,255 subscribers for the Richmond Hill and Newmarket community
- Construction notices related to upcoming and impactful work were hand delivered to 869 residences in Richmond Hill and Newmarket
- The Community Liaison team continues to work with local businesses and residents and participate in various community engagement activities targeted to key stakeholders and community groups
- Project information booths were set up at the following events and locations:

Town of Newmarket:

- YRT Transit Planning Public Information Centre – Apr 17
- Newmarket Chamber of Commerce, Mayor’s Luncheon – Apr 20
- ‘Touch a Truck’ Event – May 24
- Smart-Commute’s ‘Bike to Work Day’, Newmarket – May 28
- Farmers’ Market – Jun 18
- William Roe Residents – Jun 20
- Brandy Lane Way – Jun 26
- Newmarket Chamber of Commerce, Annual BBQ – Jun 27



Town of Richmond Hill:

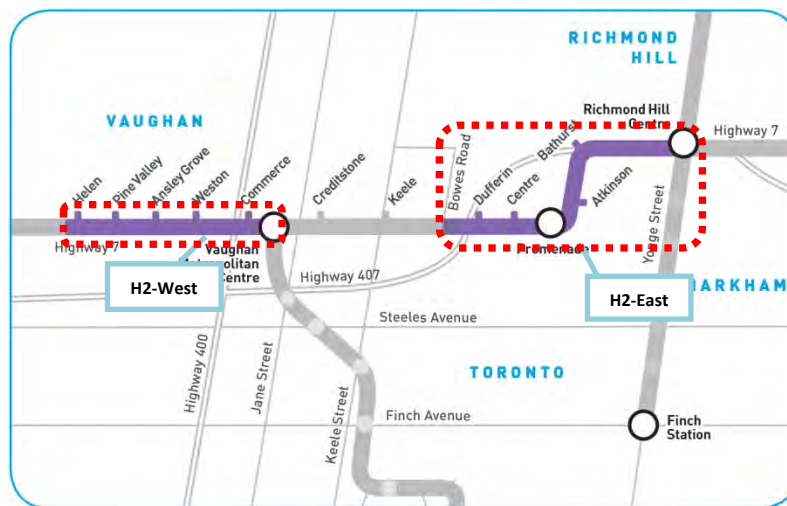
- Earth Day Clean Up – Apr 26
- Public Works Event – May 26
- Public Library – Project information booth – Jun 11
- Leonard Ave. – provide project information and answer questions related to night work - June 20

2.0 BUS RAPID TRANSIT (BRT) PROGRAM

HIGHWAY 7 WEST (H2-WE), BATHURST AND CENTRE STREETS FROM YONGE STREET TO BOWES ROAD (H2-EAST) AND EDGELEY BOULEVARD TO HELEN STREET (H2-WEST)

Project Description

- The H2-WE rapidway refers to approximately 12.4 km of rapidway along Highway 7 West, Bathurst and Centre Streets and includes the construction of 10 centre-lane vivastations
- The rapidway is expected to be in service by end of 2019



Progress Status Update

Property

- All required lands are in possession
- Environmental Risk Evaluation for the corridor is complete, and implementation with the design builder is underway

Utility Relocations

- Discipline Integration Team, utility workshops and utility schedule meetings continue with all utility companies to mitigate, advance and coordinate the utility work in both segments of the corridors
- Alectra relocation on Highway 7 between Weston Road and east of Highway 400 is ongoing
- The remaining Alectra relocation at the western limit of Highway 7 West, west of Helen Street, will commence in the third quarter of 2018
- Bell and Rogers relocations on Highway 7, Centre Street and Bathurst Street are completed with minor service relocations ongoing
- Bell relocation at Highway 400 is completed

Design-Build-Finance (DBF) Construction

- Overall project is at 45% completion
- Majority of the intersections have temporary traffic signals and continue to be adjusted for different construction activities
- All Design Submissions have reached IFC and design revisions are issued as needed
- Work continues on the Highway 400 bridge including preparing to pour concrete for the bridge deck extension in summer 2018
- Excavation and grading have commenced at Highway 400 for the re-alignment of the off-ramp and on-ramp located east of Highway 400
- Storm sewer installation along Highway 7, Centre Street and Bathurst Street continue, followed by road widening and traffic staging
- Tiling of the Hwy 7-Bathurst Station platforms is nearing completion
- On the northbound Atkinson Avenue Station platform, the steel canopy structure is installed and glass placement continues
- Commerce Street Station platforms have been poured and the concrete barrier wall and canopy installation will follow
- Traffic has been staged to divert around Pine Valley Drive, Taiga Drive and Disera-Promenade Stations to allow for platform excavation
- Paver stone installation along Highway 7 east of Bathurst is nearing completion
- Base asphalt layer has been placed for the multi-use trail for pedestrians and cyclists along Highway 7 between Bathurst Street and Yonge Street
- Excavation for planter boxes will begin in July in various locations as areas become available
- Remaining retaining walls at private properties are nearing completion
- Asphalt paving, including CIREAM operations, continue on Highway 7 West and will start on Centre Street and Bathurst Street in the third quarter of 2018
- The Project is scheduled to be in service by the end of 2019, with remaining work to be completed by the end of 2020



Keeping the Public Informed

- The subscription list for these corridors is currently 2,863 contacts with outreach and initiatives continuing to increase the subscriptions
- Construction notices related to upcoming and impactful work were hand delivered to 700 residences in Woodbridge and Thornhill
- The Community Liaison team continues to work with local businesses and residents and participate in various community engagement activities targeted to key stakeholders and community groups:
 - 120 Promenade Circle, Thornhill – Apr 30
 - John Frank Residents – Woodbridge – Apr 30
 - Earth Day Clean-up – Apr 13
 - Brownridge Public School – participated in conservation event – May 10
- Project information booths were set up at the following events and locations:
 - Vaughan Concerts in the Park – Jun 6

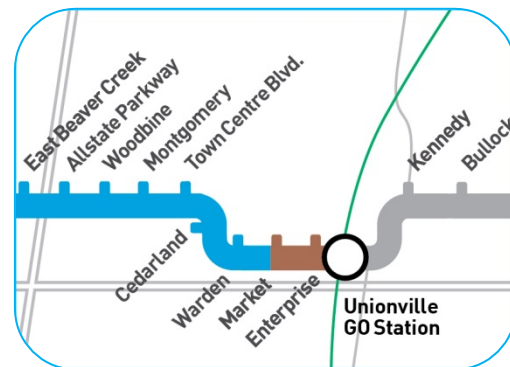


2.0 BUS RAPID TRANSIT (BRT) PROGRAM

ENTERPRISE DRIVE – BIRCHMOUNT ROAD TO JUST EAST OF KENNEDY RD. (H3.4)

Project Description

- The H3.4 rapidway will connect to the existing Enterprise Drive rapidway at Birchmount Road, and will continue through Markham Centre, east to Kennedy Road
- The project includes approximately 1.2 km of rapidway and 1 centre-lane vivastation
- Since the rapidway project opened more than 10,000 new residential units, and over 113,000 square metres of commercial office/space has been built in the Markham Centre area



Progress Status Update

Progress Update

- Design of this segment will be integrated with a number of transportation, development, and mobility hub studies that are required for Markham Centre
- These initiatives are being coordinated between the City of Markham, Metrolinx and YRRTC
- The identification and evaluation of Alternative Alignments to the EA approved H3.4 alignment in Markham Centre, is included in the Mobility Hub study currently being conducted by Metrolinx



Markham Centre

2.0 BUS RAPID TRANSIT (BRT) PROGRAM

HEALTH & SAFETY BRT AUDITS

As per the Metrolinx Master Agreement and respective Project Charters, YRRTC is required to conduct Health and Safety Audits (HSA) annually to determine the extent to which the Design Build Contractors (DB) and the Owner’s Engineer (OE) were complying with their respective contractual obligations for managing health and safety on the vivaNext Projects. As in the past and to maintain business continuity, REA was engaged by YRRTC to conduct the FY-16 HSAs. Depending upon the start and progress of the Projects, it was a follow-up for KED and RapidLINK; and it was a first for EDCO.

For each of the HSA for the DB Contractors, the OE was also assessed. The HSA audit examined health and safety programs, plans, practices, management, records and control activities of the DB and OE. The HSA conclusion was that the DB have established and implemented a functional system for managing its health and safety obligations on the projects in the form of its project specific health and safety plans. The OE has established and implemented a sound approach to systematically perform its project safety oversight role. The HSAs for 2017 will be included in a later report, with ComTech included as YRRTC’s new OE as of 2017.

Compliant and Mostly Compliant

	2012	2013	2014	2016
<u>DB</u>				
H2-VMC	6%	56%	81%	74%
Yonge Street	N/A	N/A	63%	94%
H2-WE	N/A	N/A	N/A	97%
<u>OE (WSP-MMM)</u>				
H2-VMC	N/A	N/A	60%	84%
Yonge Street	N/A	N/A	62%	94%
H2-WE	N/A	N/A	N/A	100%

3.0 INFRASTRUCTURE & DEVELOPMENT PROGRAM

OPERATIONS, MAINTENANCE AND STORAGE FACILITY (OMSF)

Project Description

- The Operations, Maintenance and Storage Facility (OMSF) is a 24-acre site, with a 481,679 square foot LEED Silver Certified Design facility located at Headford Business Park in the Town of Richmond Hill (at Leslie Street and 16th Avenue)
- It includes energy-efficient and environmentally-friendly features such as energy efficient lighting and heating systems, a “cool roof” to save on cooling costs and a rainwater recycling system
- The facility was constructed to accommodate 196 buses on opening day and up to 250 articulated buses over time
- It includes four main areas:
 1. Administrative Building
 2. Storage Garage
 3. Repair Garage
 4. Bus Wash



Progress Status Update

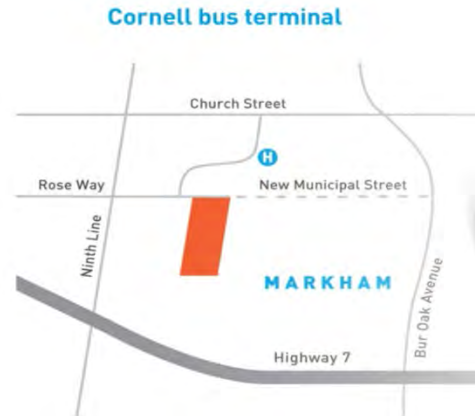
- The Operations, Maintenance and Storage Facility (OMSF) is 100% complete and in service since June 2015



CORNELL TERMINAL

Project Description

- The Cornell Terminal is a planned 11-bay bus terminal located in the City of Markham, at Highway 7 East and Ninth Line – near Markham-Stouffville Hospital (MSH)
- It will connect Viva service with the East Markham local YRT transit routes and future connections with the Durham Transit and GO bus services
- Lands and land-related matters for the project are funded 100% under the QuickWins Agreement with the Province
- Design and construction for the project are funded under the Federal-CSIF Contribution Agreement and York Region (50-50 cost share)



Progress Status Update

Design-Bid-Build Construction

- Coordination of design and construction of the future roads network adjacent to the terminal continues, with a cost sharing agreement underway
- The project was successfully re-tendered in March 2018, resulting in the selection of Orin Contractors Corp. as the successful proponent
- The tender was awarded at \$16.7M
- Upon payment of site plan fees, the site plan application will be executed
- Construction will begin after the TRCA and building permits are issued
- The Terminal is expected to be completed by the end of 2019



RELATED INITIATIVES

Project Description

- Regional lands were acquired for the construction of Bus Rapid Transit projects. YRRTC continues to work with York Region, Metrolinx and the municipalities to achieve optimal cost recovery
- Significant Regional lands were acquired for the construction of the Toronto-York Spadina Subway Extension, the Highway 7 East rapidway project and the park and ride program. YRRTC continues to work with York Region and the local municipalities to Master Plan the lands for long term development
- Rapid Transit Park ‘n’ Ride facilities are being built in support of the rapid transit system in York Region. These are being developed based on an integrated Park ‘n’ Ride strategy for YRT/Viva Region-wide - incorporating the updates Transportation Master Plan and tying in vivaNext projects completed or under construction

Warden & Enterprise Lands

- Procurement activities for preliminary investigation services for the lands at Warden Avenue and Enterprise Boulevard are underway by The Municipal Infrastructure Group
- Engineering services (including geotechnical investigations, surveys, and flood plain analysis) are underway



Steeles West & Jane/Steeles Lands

- Master planning the lands for long term development
 - Continuing to review the planning framework and undertake market sounding
 - Identifying planning amendments required to achieve optimized highest and best use
 - Identifying partnering opportunities and establishing relationships
- Transfer of lands adjacent to TYSS subway facilities progressed and will be finalized in 2018

Davis Drive Park n’ Ride

- The carpool lot located at Davis Drive and Highway 404 was expanded to a Park n’ Ride facility for York Region Transit (YRT/Viva) and GO Transit and went into service in late November 2015
- The facility consists of:
 - 200 parking spots, Two platforms for GO buses, Two platforms for YRT/Viva buses plus a bus layover area and one-two bus shelters for GO and YRT/Viva
- The design and construction for this facility was 100% funded and delivered by GO Transit



3.1 TORONTO-YORK SPADINA SUBWAY EXTENSION (TYSSE) PROGRAM

SPADINA SUBWAY EXTENSION

Project Description

- Now open for service, the 8.6 km extension of Line 1 from Sheppard West Station to the Vaughan Metropolitan Centre (VMC) area at Highway 7 and West of Jane Street
 - 6.2 km from Downsview Subway Station to Pioneer Village Subway Station – in the City of Toronto – 60% of the subway extension
 - 2.4 km from Pioneer Village Subway Station to Vaughan Metropolitan Centre Subway Station – in York Region – 40% of the subway extension



Progress Status Update

Subway Stations in York Region: Pioneer Village, Highway 407 and Vaughan Metropolitan Centre (VMC)

Pioneer Village Subway Station

- Subway Station is located on Steeles Avenue, with the north half of the station located in the City of Vaughan
- Station includes a fully accessible subway entrance, a five-bay YRT bus terminal with customer amenities, a TTC bus terminal, a Passenger Pick-Up and Drop-Off (PPUDO) facility, and a commuter parking facility accommodating approximately 1,900 cars



Progress Status Update

- TTC subway station began revenue service on December 17, 2017
- YRT began service out the of the YRT bus terminal on December 17, 2017
- The bus bays, drive aisle, passenger platform waiting areas, heated waiting area and public washrooms were put into operation, the YRT bus terminal construction by TYSSE is nearing completion

Highway 407 Subway Station

- Subway Station includes an 18-bay bus terminal for GO Transit and YRT, a PPUDO facility, and a commuter parking lot for approximately 600 cars

Progress Status Update

- TTC subway station began revenue service on December 17, 2017
- YRT began service out the of the bus terminal on December 17, 2017
- GO Transit began service at the bus terminal on December 30, 2017



VMC Subway Station

- Subway station is the terminus of the Spadina Subway Extension and includes the station’s entrance building, a direct underground pedestrian connection to the Viva BRT Station on Highway 7 West, a direct underground pedestrian tunnel to SmartCentres Place Bus Terminal and a pedestrian tunnel under Millway Avenue



Progress Status Update

- The TTC subway station went into revenue service on December 17, 2017



Viva BRT Concourse

- Viva BRT Concourse – the direct underground pedestrian connection between the VMC Subway Station and the Viva BRT station at Highway 7, west of Jane Street

Progress Status Update

- Substantial completion was achieved on December 15, 2017 with handover to YRT
- TYSSE is still progressing work on the escalators which are expected to be completed in Q3-2018; the elevators are now open
- The Viva BRT station began revenue service on December 17, 2017 to coincide with revenue service of VMC Subway Station

SMARTCENTRES PLACE BUS TERMINAL

Project Description

- SmartCentres Place Bus Terminal in Vaughan Metropolitan Centre [VMC] is a local transit terminal forming part of an integrated transit facilities hub at the terminus of in the Line 1 subway extension to the VMC area
- A 9-bay bus terminal designed to accommodate six platforms for service by YRT and three for future use by YRT and other transit services
- The Terminal is located over the tail tracks of the VMC Subway Station and is directly connected to the subway station concourse by an underground pedestrian tunnel

Progress Status Update

Key project milestones achieved to date:

- Project 90% complete as of end of July 2018
- Finishing work including drywall, tiling, terrazzo flooring, and painting is underway
- Coordination with SmartCentres Transit City Tower 3 is underway for northern access driveway and landscaping
- Limiting Distance Agreement with SmartREIT is being coordinated to permit completion of warming shelters on the platform



3.2 YONGE SUBWAY EXTENSION (YSE) PROGRAM

Project Description

- This project is a planned 7.4 km extension of the existing Yonge Subway, from Finch Station to the Richmond Hill Centre and includes an underground train storage facility north of Richmond Hill Centre

Progress Status Update

- In collaboration with the Region, YRRTC continues to advocate for provincial and federal funding in the amount of \$5.6 billion (in escalated dollars) estimated for the construction of the YSE
- The YSE project is moving forward with preliminary engineering, planning and design work, which is expected to take approximately 24 months to complete
- A multi-party Memorandum of Understanding (MoU) was executed early in Q2-2018 by the principal parties. The MoU details the principles of collaboration, project governance structure and respective roles and responsibilities
-
- YSE Project staff from YRRTC and TTC are meeting regularly and are progressing on:
 - Governance and project management
 - Planning, ridership forecasting/modelling
 - Economic analysis and business case development
 - Preliminary engineering
 - Communications and community relations
- TTC and YRRTC collaborated on the development of RFP packages and have procured key technical services for the preliminary engineering and design activities. By the end of Q2-2018, the following assignments were awarded:
 - Principal Geotechnical Services
 - Geotechnical Field Services
 - Tunnel design
 - Stations design
 - Systems design
- A YSE Joint Communications Working Group has been established and Communications, Community Relations and Media Relations plans and protocols have been developed and adopted
- The engagement of municipal stakeholders is underway and broader public outreach began in Q2-2018



4.0 PROCUREMENT ACTIVITIES

All tables express values exclusive of taxes.

4.1 AWARDED CONTRACTS – NEW

Procurement activities for Q2-2018 were for just over \$17.5M, primarily driven by the Engineering and Advisory Services – Technical Advisory and Construction Oversight Consulting Services and the award of the Construction of the Cornell Bus Terminal.

The below table identifies a *Categorized Summary of YRRTC Contract Awards* – a total of 7 contracts (please see details in Appendix 1):

Category	Total	
Corporate	Total (\$)	\$580,120.00
	Count	4
BRT Property	Total (\$)	\$236,900.00
	Count	1
BRT Construction	Total (\$)	\$-
	Count	0
Subways	Total (\$)	\$-
	Count	0
Facilities & Terminals	Total (\$)	\$16,739,950.00
	Count	2
Total (\$)		\$17,556,970.00
Total Count		7

4.2 AMENDED CONTRACTS – EXISTING

In Q2-2018, total increases to existing contracts were just under \$500,000 – primarily driven by the increase to Toronto Region & Conservation Authority and to Comtech Group Inc. for Engineering and Advisory Services - Program Management (Please see Table 1 of Appendix 2).

In addition, 11 existing contracts were extended (please see details in Table 2 of Appendix 2); and 5 existing contracts were closed off – (please see Table 3 of Appendix 2).

The table below identifies a *Categorized Summary of YRRTC Contract Amendments*:

Category	Activities	Q2-2018
Corporate	Closed	1
	Date Changes	1
	Increased Amounts	\$184,362.34
BRT Property	Closed	2
	Date Changes	4
	Increased Amounts	\$2,175.00
Program Management	Closed	-
	Date Changes	-
	Increased Amounts	-
BRT Construction	Closed	2
	Date Changes	4
	Increased Amounts	\$310,166.79
Communications	Closed	-
	Date Changes	-
	Increased Amounts	-
Subway	Closed	-
	Date Changes	-
	Increased Amounts	-
Preliminary Engineering	Closed	-
	Date Changes	1
	Increased Amounts	-
Facilities & Terminals	Closed	-
	Date Changes	1
	Increased Amounts	-
Total Closed		5
Total Date Changes		11
Total Increased Amounts		\$496,704.13

* Closed – refers to contracts closed during the period. ** Date Changes – refers to total number of contracts extended for the period.

*** Increased Amounts – refers to increases to existing contracts for the period – due to contingencies and/or added scope.

With the procurement activities related to existing and new contracts as well as soon-to-be executed agreements, total financials for the program are \$3.279 billion out of the funding availability of \$3.414 billion.

- Metrolinx Capital Program of \$1.784 billion – \$1.739 billion or approximately 97% committed
- Region Capital Program of \$1.630 billion – \$1.587 billion or approximately 98% committed

4.3 PROCUREMENT ACTIVITIES IN PROGRESS, NEW CONTRACT AWARDS

Category	Estimated Project Start Period	Total
	NONE	

The table above identifies a Categorized Summary of YRRTC Procurement Activities in Progress – a total of 0 contracts in the works (please see details in Table 1 of Appendix 3).

4.4 UPCOMING & PLANNED PROCUREMENT ACTIVITIES, NEW CONTRACT AWARDS

Upcoming procurements scheduled over the next 90 days, with potential cumulative contract awards valued at \$1.8 million. Procurement activities include:

Regional Capital Program

- YRRTC External Coaching Services
- VMC Passenger Pick-Up and Drop-Off (PPUDO)
- VMC Landscaping at Millway Ave.
- Gas Service Connection for Cornell Bus Terminal
- Workstation Reconfiguration Services for YRRTC Offices
- vivaNext TRCA Service Agreement (YSE)

Metrolinx Capital Program

- Appraisal Services for All Corridors
- Peer Review for Grand Genesis (Y2.1)
- D1 Broker for Disposition of Former Union Hotel
- H2VMC Risk Assessment
- Free Product Risk Evaluation and Remedial Action Plan (H2WE and Yonge St.)
- Consultant for Risk Based Targets (H2WE and Yonge St.)
- Construction of Low Impact Development Stormwater Management Facility at 17250 Yonge St.

The following table provides a *Summary of YRRTC Upcoming Procurements* that have not yet been advertised, categorized by the anticipated project start date (please see details in Appendix 4):

Category	Estimated Value	Estimated Project Start Period	
		Q3-2018	Q4-2018
BRT Property (6)	\$25,001 to \$50,000	1	
	\$50,001 to \$100,000	1	
	\$100,001 to \$500,000	1	2
	N/A	1	
BRT Construction (1)	\$500,001 to \$1,000,000	1	
Subway (1)	N/A	1	
Facilities & Terminals (3)	\$100,001 to \$500,000	2	
	N/A	1	
Corporate (2)	\$25,001 to \$50,000	1	
	\$100,001 to \$500,000	1	
Grand Total (13)		11	2

5.0 FINANCIAL UPDATES

5.1 CAPITAL EXPENDITURES SUMMARY

YRRTC is the program manager for rapid transit infrastructure that has a total funding of \$3.414 billion. By 2020/2021, the Region will see the project delivery of:

- 34.6 km of dedicated bus rapidways with 41 stations – along Highway 7, Yonge Street and Davis Drive
- 8.6 km of the Toronto-York Spadina Subway extension to Highway 7 and west of Jane Street with three subway stations in York Region – Pioneer Village, Highway 407 and Vaughan Metropolitan Centre
- One Operations, Maintenance & Storage Facility at Headford Business Park in Richmond Hill
- Two Bus Terminals at the Vaughan Metropolitan Centre and in Markham’s Cornell community
- Park and Ride Facilities
- 53 articulated, 60-foot long buses

Current Capital Program – \$3.414 billion:

The total value of the capital programs being delivered carries a value of \$3.414 billion, with the Region’s contribution at \$747.7 million and the remainder funded by senior levels of Government.

- Federal = 12% or \$400.4 million
- Provincial = 66% or \$2.3 billion
- York Region = 22% or \$747.7 million

Above funding of the capital programs includes the executed agreements of the \$67.6 million from the QuickWins Contribution Agreement, the \$1.755 billion from the Metrolinx Master Agreement and the \$170.0 million from the Canada Strategic Infrastructure Fund (CSIF).

Capital expenditures were approximately \$121.6 million in the first half of the year, bringing total expenditures to \$2.889 billion since inception of the Capital Programs. The main drivers of the expenditures are:

- Construction activities for the Bus Rapidways and Stations (BRT) Program – \$83.6 million
- Construction activities for SmartCentres Place VMC Bus Terminal – \$6.0 million
- Toronto-York Spadina Subway Extension (TYSSE) – \$32.0 million

Summary of Capital Expenditures – Q2-2018 and Inception To-Date

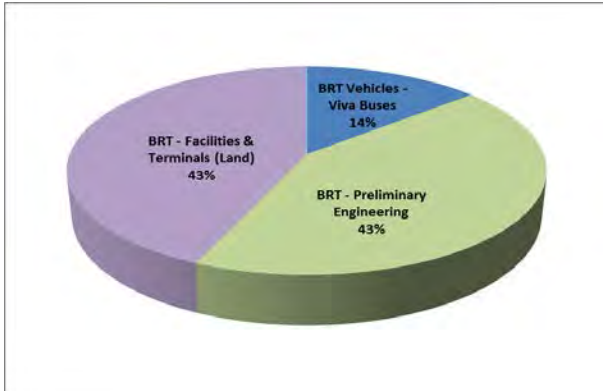
Program	Expenditures Year-to-Date	Expenditures Inception to-Date	Total Budget *	Budget Remaining	% Remaining
BRT Rapidways and Stations *	83,647,741	1,421,047,927	1,784,231,692	363,183,765	20%
BRT Facilities & Terminals	5,963,875	177,113,927	210,001,410	32,887,482	16%
BRT Vehicles - viva Buses	-	46,730,575	46,730,575	-	Completed
Toronto-York Spadina Subway Extension (TYSSE)	31,967,181	1,235,057,106	1,329,245,879	94,188,773	7%
Yonge Subway Extension (YSE) - Conceptual Design	-	4,096,576	4,308,346	211,770	5%
Yonge Subway Extension (YSE) - Planning & PE	-	-	36,344,175	36,344,175	100%
Rapidway Transit Initiatives	70,600	2,460,788	3,165,909	705,121	22%
Total	\$121,649,397	\$2,886,506,899	\$3,414,027,985	\$527,521,086	15%

* Budget is net of Municipal and 3rd Party Recoveries, and that includes the TYSSE contractor delay claims of \$160.0M

5.2 QUICKWINS CONTRIBUTION AGREEMENT – \$67.6 MILLION

A total of \$105.6 million was announced as *QuickWins* funding. Under this provincial announcement, this funding consisted of a \$67.6 million in funds advanced and an additional contribution of \$38.0 million – which was subsequently transferred and included in the Metrolinx Master Agreement of \$1.755 billion.

QuickWins Project Components – per Capital Budget



Funding Sources



Summary of Capital Expenditures – Q2-2018 and Inception To-Date

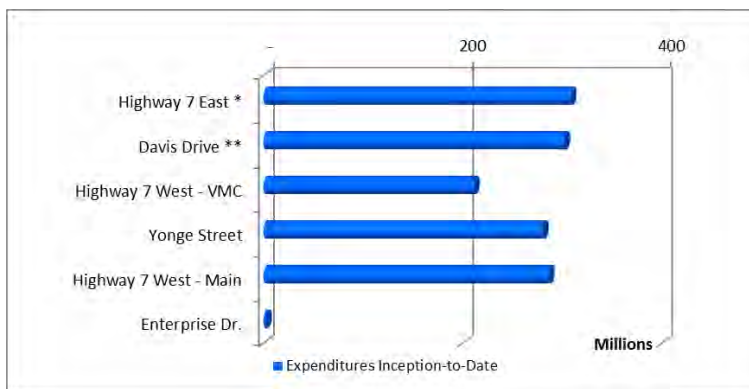
Program	Expenditures Inception-to-Date	Total Budget	% Remaining
Enterprise Dr. (PE & Construction)	19,223,940		Completed
Davis Drive (PE)	1,511,071		Completed
Highway 7 West - VMC (PE)	660,259		Completed
Highway 7 West - Main (PE)	6,918,838		Completed
Yonge Street (PE)	590,827		Completed
BRT Facilities & Terminals (PE & Land)	29,337,865		Completed
BRT Vehicles - viva Buses	9,357,200		Completed
Total	\$67,600,000	\$67,600,000	

5.3 METROLINX MASTER AGREEMENT - \$1.755 BILLION

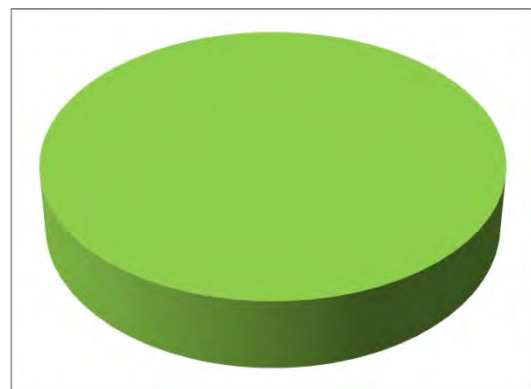
Funding 100% of the Bus Rapidways and Stations (BRT) Program in York Region – as per ‘The Big Move’ announcement for transportation infrastructure in the Greater Toronto and Hamilton Area (GTHA), the Metrolinx Master Agreement of \$1.755 billion includes:

- \$38.0 million in funding remaining from the original *QuickWins* announcement of \$105.6 million
- \$85.0 million for the Provincial ‘CSIF’ funding announcement
- \$1.4 billion announcement, plus escalation to Year 2021

BRT Program – per Capital Budget



Funding Sources



The expenditures versus this funding agreement in the first half of the year were \$36.9 million – bringing the total expenditures to \$1.196 billion since the inception of the program – approx. 68% of the rapidways completed.

Summary of Capital Expenditures – Q2-2018 and Inception To-Date

Project	Expenditures Year-to-Date	Expenditures Inception-to-Date	Total Budget
Highway 7 East *	275,119	308,587,405	
Davis Drive *	1,926,380	302,264,450	
Highway 7 West - VMC **	(11,443,357)	211,526,772	
Yonge Street	35,309,077	280,645,127	
Highway 7 West - Main	57,576,642	286,624,904	
Enterprise Dr.	2,302	2,483,323	
Total	\$83,646,161	\$1,392,131,980	\$1,755,000,000

* Inception-to-date Expenditures are net of Municipal and 3rd Party Works which are still in the process of being reimbursed and reflect acquisition costs for surplus lands where a work program to dispose-sell is underway

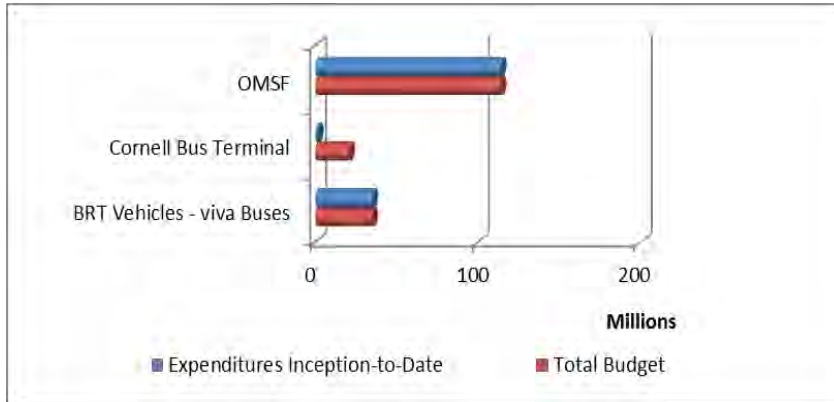
** Year-to-date and Inception-to-date Expenditures are net of Municipal and 3rd Party Works which are in the process of being reimbursed. Note that \$15.2M in earned interest & recoveries was released to the project in Q2 2018.

FEDERAL CSIF CONTRIBUTION AGREEMENT – \$170.0 MILLION

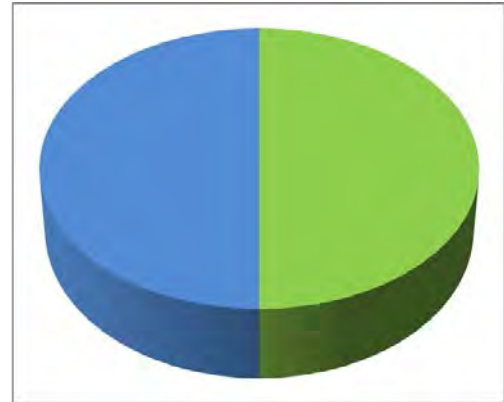
The Federal Canada Strategic Infrastructure Fund (CSIF) Contribution Agreement – valued at \$170.0 million, was executed on March 15, 2011 – a 50-50 contribution partnership between the Federal Government and the Region.

Distribution of Funding by Project Component – \$170.0 million:

CSIF Project Components – per Capital Budget



Funding Sources



With the acquisition of the 39 buses (60-foot articulated vehicles) and the completion of OMSF, two of the three project components within the CSIF Contribution Agreement are now closed. The last project component – Cornell Bus Terminal, is scheduled to be completed by the end of 2019. Year-to-date expenditures include program management activities.

In the first half of the year, expenditures were \$0.02 million, bringing the total expenditures to \$150.8 million since inception of the program – as illustrated in the table below:

Summary of Capital Expenditures – Q2-2018 and Inception To-Date

Project	Expenditures Year-to-Date	Expenditures Inception-to-Date	Total Budget*	Budget Remaining	% Remaining
Operations, Maintenance and Storage Facility (OMSF)	-	113,970,815	113,970,815	-	Completed
Cornell Bus Terminal	159,943	1,661,134	20,898,810	19,237,676	92%
BRT Vehicles - viva Buses (39)	-	35,130,375	35,130,375	-	Completed
Total	\$159,943	\$150,762,324	\$170,000,000	\$19,237,676	11%

* Budget is net of Municipal and 3rd Party Recoveries

5.4 TORONTO-YORK SPADINA SUBWAY EXTENSION PROGRAM – \$1.3 BILLION

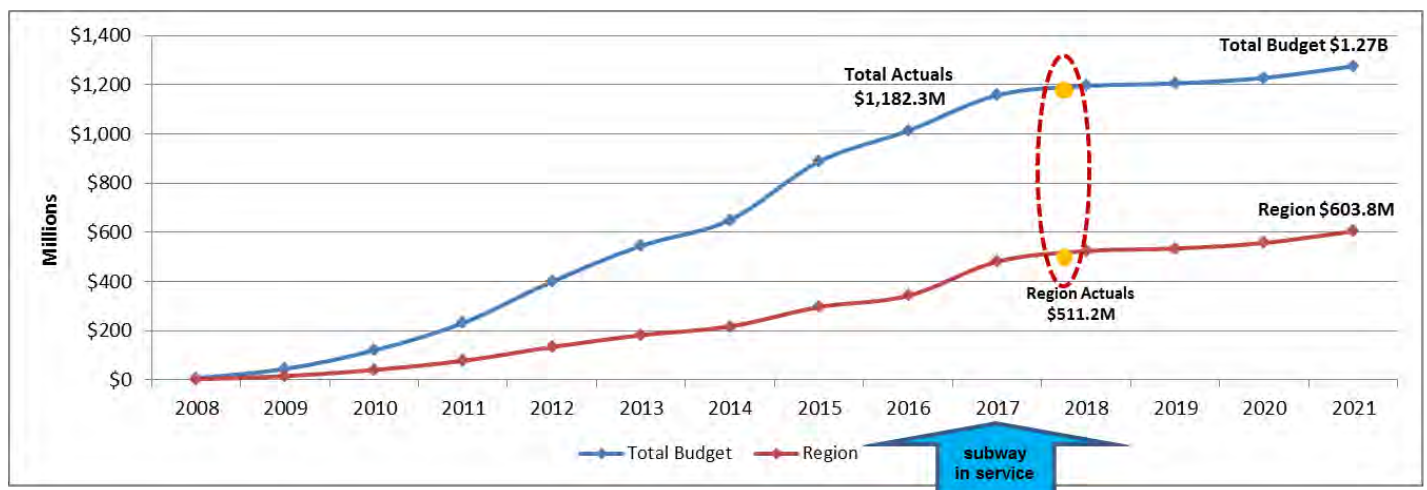
The total budget committed by the funding partners towards Toronto-York Spadina Subway Extension (TYSSE) is \$3.184 billion, of which \$1.3 billion worth of assets (40.04%) were built in York Region:

- York Region’s commitment to TYSSE Construction is now \$604.0 million

Summary of Capital Expenditures – Q2-2018 and Inception To-Date

Project	Expenditures Year-to-Date	Expenditures Inception-to-Date	Total Budget	Budget Remaining	% Remaining
York Region - Capacity Buy-In	670,667	30,650,667	29,980,000	(670,667)	-2%
York Region - viva Concourse	-	13,191,011	13,959,076	768,064	6%
York Region - Downsview & Others	421,659	8,935,782	10,364,803	1,429,021	14%
York Region - Subway Construction	30,874,855	511,169,205	603,831,560	92,662,355	15%
Province - Subway Construction	-	392,031,640	392,031,640	-	0%
Government of Canada - Subway Construction	-	279,078,800	279,078,800	-	0%
Total	\$31,967,181	\$1,235,057,106	\$1,329,245,879	94,188,773	7%

TYSSE Construction Expenditures in York Region, Q2-2018 and Inception-To-Date



5.5 YONGE SUBWAY EXTENSION PROGRAM

Expenditures to date are:

Project	Expenditures Year-to-Date	Expenditures Inception-to-Date	Total Budget	Budget Remaining	% Remaining
Conceptual Design	-	4,096,576	4,308,346	211,770	5%
Planning & PE	-	-	36,344,175	36,344,175	100%
Construction	-	-	-	-	-
Total	-	\$4,096,576	\$40,652,521	\$36,555,945	90%

5.6 OPERATING EXPENDITURES SUMMARY

As at end of June 2018, the Gross Operating Expenditures and Net Operating Expenditures are \$33.6 million and \$7.7 million respectively.

- Net Operating Expenditures of \$7.7 million are mainly driven by the timing of recognition of financing costs and revenues.
 - \$13.0 million for YRRTC & York Region staff costs, administration costs and consulting fees are recovered from Metrolinx Capital Projects of \$12.0 million, Regional Capital Projects of \$0.7 million, and York Region Project Management Fees of \$0.3 million.
 - \$20.5 million financing costs for the debt principal and interest payments are primarily for the TYSSE project. \$13.2 million is funded by revenues from development charges and federal gas tax and \$7.3 million is funded by tax levy.

YRRTC Operating Expenditures, Q2-2018

Operating Expenditures (\$ Millions)	Q2-2018 Operating Expenditures	Regional Operating Expenditures	Metrolinx Operating Expenditures
YRRTC Staff & Administration.	10.5	1.0	9.5
York Region Staff & Administration	2.5	0.1	2.4
Financing Costs	20.5	20.5	0.0
Gross Operating Expenditures	33.6	21.6	12.0
Recoveries from Capital Projects	(12.7)	(0.7)	(12.0)
Revenues from Development Charges & Federal Gas Tax	(13.2)	(13.2)	0.0
Net Operating Expenditures	7.7	7.7	0.0

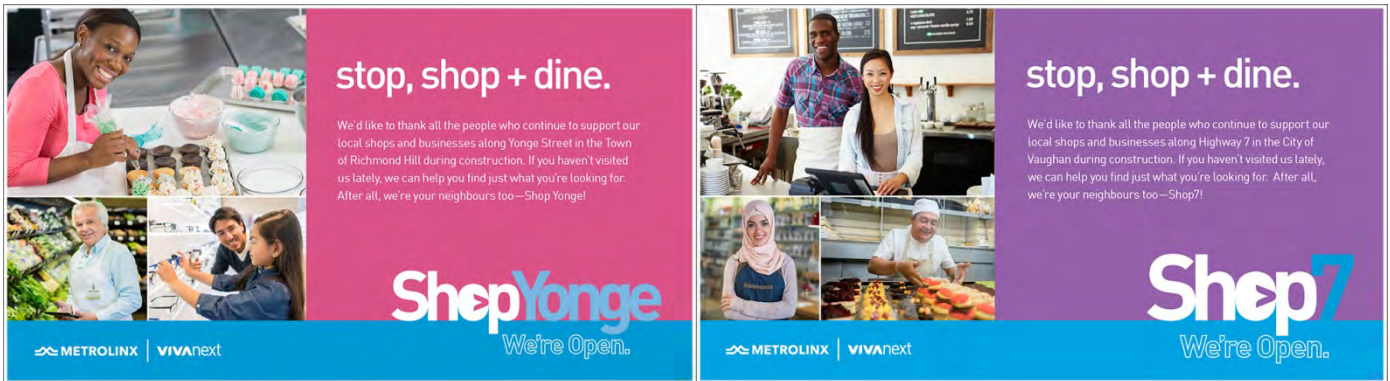
6.0 COMMUNICATIONS

6.1 GOVERNMENT RELATIONS

- Work to secure funding sources for priority vivaNext projects per YRRTC’s 10-Year Business Plan is underway. Current identified priorities, with an estimated value of \$5.8 billion, are:
 - Capital funding for the Yonge Subway Extension
 - Capital funding and preliminary engineering for future rapidway segments on Highway 7 – from Highway 50 to Helen Street and Unionville Station to 9th Line
 - Capital funding and preliminary engineering for a future rapidway segment on Yonge Street – from 19th Avenue to Mulock Drive

6.2 COMMUNITY ENGAGEMENT

- Community Liaison staff continue to work with community stakeholders (i.e., businesses, property owners, residents, Chambers of Commerce and Boards of Trade) to keep them informed along the construction corridors
- The 2018 Spring Business Support promotional campaign was in market in Q2-2018. It continued to promote businesses within the construction corridor and encourage the public to ‘stop, shop and dine’ locally. The campaign featured print, billboards and social media ads along with additional social media ‘shout outs’ to businesses



- A comprehensive Safety Campaign was launched in May and included a brochure, print ads in local newspapers, social media campaign and associated videos, the first of which was released in June and will continue through to the end of July. Content focused on a number of safety-minded themes including:

- o Paying attention to posted signs in construction zones
- o Crossing at designated crosswalks
- o Obeying posted speed limits
- o The value of patience
- o Safety being a shared responsibility

- Each of the safety themes was accompanied by a graphic representation that was carried throughout the campaign on various collaterals and social media channels

- In the second quarter of this year, the Community Liaisons participated in a



variety of community events including:

- Newmarket Chamber of Commerce Mayor’s Luncheon and Annual BBQ
 - Newmarket - YRT Transit Planning Public Information Centre
 - Town of Newmarket’s Touch a Truck Event
 - Newmarket Smart Commute’s Bike to Work Day
 - Newmarket Famers’ Market
 - Town of Richmond Hill Public Works Event
 - Vaughan Concerts in the Park
 - Vaughan Community Traffic Meeting
 - Earth Day clean up events in Newmarket, Richmond Hill and Vaughan
 - Pop-up public information booths set up in various locations along the construction corridors
- The 2018 corporate communications campaign was in- market this spring. This year’s theme focuses on the benefits of transit and the choices available today and coming in the future - “#moreto come.” The creative features lifestyle imagery with artistic painting unveiling a Viva vision in the background. The campaign included social media ads, digital ads, print advertising in local papers and corridor banners. The results are reflected in the increased activities on the vivaNext social channels and website



- Banners along the Viva corridors continue to be part of our campaigns to emphasize the benefits of transit and these are changed out seasonally and follow this year’s theme
- VivaNext continues to engage audiences in conversation to increase the total reach and connections through social media channels. Results are reflective of the engagement and project activities during each quarter
- The YRRTC 2017 Annual Report was approved by the Board and is available on our website. This showcases the work accomplished and the community and social benefits derived by rapid transit projects in our local communities
http://www.vivanext.com/PDFs/Corp/2017_Report_Annual_Web.pdf
- YRRTC’s Ten Year Business Plan was updated and approved at the board this quarter. The Business Plan provides a snapshot of key accomplishments and sets out future goals
http://www.vivanext.com/PDFs/Corp/Business_Plan_2018-04-30.pdf

- In the second quarter of 2018, YRRTC made 464,618 connections. This represents a significant increase over Q1 with results being driven by the Business Support promotional campaign, safety campaign, increased community engagement and the corporate campaign
- Throughout the construction season, vivaNext continues to use every opportunity to educate and engage their audiences to ensure our stakeholders receive relevant and timely communications about the work being undertaken along the Regional corridors. As crews worked through this year’s spring and summer construction season, notification of work and our outreach program continues to be an effective tool to keep people informed
- Engagement on social media (Twitter, Instagram, YouTube, Facebook and blog) continues to be an effective communication tool, with a number of followers sharing views, likes and comments. Due to paid media and the multiple campaigns in market, the results in the last quarter are exponentially higher than normal

Measure / Statistics	Q2-2018
Visitors to vivanext.com	34,210
Page views to vivanext.com	69,824
Followers on Twitter	3,078
Friends on Facebook	2,150

- In Q2 2018, there was a total number of 464,618 connections made on social media. This represents a significant increase over Q1 and results were driven by the Business Support promotional campaign, safety campaign, increased community engagement and the corporate campaign

Subscription for updates on the vivaNext website (www.vivanext.com) were as follows:

Subscribers	Q2-2018
Highway 7 - Markham	1,304
Highway 7 - Vaughan	1,820
Davis Drive - Newmarket	1,525
Yonge Street – Richmond Hill & Newmarket	4,255
Spadina Subway Extension	1,337
Yonge Subway Extension	2,235
Bathurst & Centre	1,043
Corporate Newsletter	5,835

APPENDIX 1: AWARDED CONTRACTS
Table 1 – Awarded Contracts

The following table provides a full breakdown by *Category - YRRTC Procurement* awarded for the period of this report – Q2-2018.

Category	Tender Type	Description	RFX No.	Vendor	Awarded Value
Corporate (4)	RFP – Request for Proposal	Engineering and Advisory Services – Technical Advisory & Construction Oversight RFP	RFP-18-002-RT	CH2M HILL Canada Limited	\$500,000.00
	RFQ - Request for Quotation (General)	Personal Profile Assessments	RFQ-17-050-RT	MAX Potential	\$46,130.00
		Staff Engagement Survey	RFQ-17-049-RT	MAX Potential	\$11,240.00
	RFQ - Direct Purchase	vivaNext Health and Safety Audit	RFQ-18-011-RT	Resource Environmental Associates	\$22,750.00
BRT Property (1)	RFQ - Emergency Request for Quotation	Emergency: D1 Environmental Services 161 Davis Drive	RFQ-18-004-RT	S2S Environmental Inc	\$236,900.00
Facilities & Terminals (2)	RFQ - Request for Quotation (General)	Pioneer Village Geotechnical Investigation	RFQ-18-010-RT	Thurber Engineering Ltd.	\$19,950.00
	PT - Invitation to Tender (ITT)	Cornell Bus Terminal (Reissuance)	PT-17-061-RT	Orin Contractors Corp.	\$16,720,000.00
Total (7)					\$17,556,970.00

APPENDIX 2: CONTRACT VALUE INCREASES, EXTENSIONS & CLOSURES
Table 1 – Contract Value Increases, Existing

The following table provides a full breakdown by *Category - YRRTC Existing Contract Increases Amended* for the period of this report – Q2-2018.

Category	RFX No.	Vendor
Property (1)	IT-17-006-RT	J.D. Barnes Limited
	RFSA-12-001-RT	Toronto & Region Conservation Authority
BRT Construction (3)	RFQ-15-039-RT	Rogers Communications Inc.
	RFQ-13-043-RT	Rogers Communications Inc.
Corporate (1)	RFP-17-001-RT	Comtech Group Inc.
Total (5)		

Table 2 – Contract Extensions, Existing

Category	RFX No.	Vendor
Terminals (1)	RFQ-17-022-RT	Alectra Utilities Corporation
	RFQ-17-053-RT	Lloyd & Purcell Ltd
BRT Property (4)	RFQ-17-046-RT	Antec Appraisal Group Inc
	PT-17-034-RT	Guild Electric Limited
	RFP-17-042-RT	RiskCheck Environmental Ltd.
Preliminary Engineering (1)	RFQ-14-052-RT	Cole Engineering Group Ltd.
Corporate (1)	RFQ-16-055-RT	RFP Solutions Inc.
	CC-10-057-RT	Kiewit-Ellis Don A Partnership
BRT Construction (4)	CC-11-116-RT	Kiewit-Ellis Don A Partnership
	RFSA-12-001-RT	Toronto & Region Conservation Authority
	RFQ-13-043-RT	Rogers Communications Inc.
Total (11)		

Table 3 – Contract Closures

Category	RFX No.	Vendor
Corporate (1)	RFQ-14-086-RT	MAX Potential
BRT Property (2)	IT-16-030-RT	Spectra Advertising
	RFQ-17-044-RT	S2S Environmental Inc
BRT Construction (2)	RFQ-13-019-RT	Rogers Communications Inc.
	RFQ-13-100-RT	Bell Canada
Total (5)		

APPENDIX 3: PROCUREMENT ACTIVITIES IN PROGRESS, NEW CONTRACT AWARDS

Table 1 – Procurement Activities in Progress, New Contract Awards

The following table provides a breakdown of *Procurement Activities in Progress* for the period of this report – Q2-2018, whereby a solicitation has been advertised, but no award has yet been issued.

Category	RFX No.	Description	Estimated Project Start Period
NONE			

APPENDIX 4: UPCOMING & PLANNED PROCUREMENT ACTIVITIES, NEW CONTRACT AWARDS
Table 1 – Upcoming Procurement, New Contract Awards

The following table provides a full breakdown by *Upcoming & Planned Procurement Activities* for the period of this report – Q2-2018.

Category	Estimated Value	RFX No.	Description	Estimated Project Start Period
BRT Property (6)	\$25,001 to \$50,000	RFQ-18-015-RT	Peer Review for Grand Genesis (Y2.1)	Q3-2018
	\$50,001 to \$100,000	RFQ-18-019-RT	D1 Broker for Disposition of Former Union Hotel	Q3-2018
		RFP-18-014-RT	H2VMC Risk Assessment	Q3-2018
	\$100,001 to \$500,000	RFP-18-016-RT	Free Product Risk Evaluation and Remedial Action Plan (H2WE and Yonge St.)	Q4-2018
		RFP-18-017-RT	Consultant for Risk Based Targets (H2WE and Yonge St.)	Q4-2018
	N/A	RFPQ-18-006-RT	Appraisal Services for all corridors	Q3-2018
BRT Construction (1)	\$500,001 to \$1,000,000	PT-18-018-RT	Construction of Low Impact Development Stormwater Management Facility at 17250 Yonge St.	Q3-2018
Subway (1)	N/A	RFQ-18-013-RT	vivaNext TRCA Service Agreement (for YSE)	Q3-2018
Corporate (2)	\$25,001 to \$50,000	RFQ-18-020-RT	Workstation Reconfiguration Services for YRRTC Offices	Q3-2018
	\$100,001 to \$500,000	RFP-18-005-RT	YRRTC External Coaching Services	Q3-2018
Facilities & Terminals (3)	\$100,001 to \$500,000	RFQ-18-008-RT	VMC Passenger Pick-Up and Drop-Off (PPUDO)	Q3-2018
		RFQ-18-009-RT	VMC Landscaping at Millway Ave.	Q3-2018
	N/A	RFQ-18-012-RT	Gas Service Connection for Cornell Bus Terminal	Q3-2018
Total (13)				