

To: **York Region Rapid Transit Corporation Board of Directors**

From: **Mary-Frances Turner, President**

Subject: Project Status Report: Q2-2017

Ref: YORK-#7693394

Recommendation

It is recommended that:

1. The Board receive the attached Project Status Report (from April 1, 2017 to June 30, 2017) for information.

Purpose

The purpose of this report is to provide the Board with an overview of the Corporation's project activities and financial updates for the period of April 1, 2017 to June 30, 2017.

Project Highlights

BUS RAPIDWAYS & STATIONS (BRT) PROGRAM

The Highway 7 East BRT segment is in service – with final acceptance from Kiewit-EllisDon – the Design-Build Contractor, expected in Q3

- Highway 7 East (H3) – Bayview Avenue to South Town Centre (6.0 km) in service since August 2014
- Minor utility works by Rogers completed

The Davis Drive BRT segment is in service since December 2015

- Davis Drive (D1) – from Yonge Street to Highway 404 in service since December 2016
- Minor utility works by Rogers completed; Utility works (pole removals) by Newmarket-Tay Hydro nearing completion
- Boulevard and planting works expected to be completed this summer

The Highway 7 West BRT segment east of Jane Street is in service

- Highway 7 West corridor (H2-VMC) from Bowes Road to Edgeley Boulevard – construction of rapidway east of Jane Street completed and handed over in February 2017, with interim bus operations commencing shortly after
- Construction continues along the rapidway west of Jane Street and work for the VMC BRT Station in progress with welding of major structural components completed

Utility Relocations continue for the Yonge Street BRT segments in the Town of Richmond Hill and Town of Newmarket

- On the Yonge Street corridor (Y2.1, Y2.2, & Y3.2), utility relocations continue
 - Y3.2 (Savage Road/Sawmill Valley Drive to Davis Drive) – installation and stringing of hydro poles completed
 - Y2.1 / Y2.2 (Richmond Hill Centre to Major Mackenzie Drive / Levendale Avenue to 19th Avenue/Gamble Road) – installation of hydro poles nearing completion
- Final design drawings issued by RapidLINK – the Design-Build Contractor
- Construction of the water main in the Town of Richmond Hill progressing
- Construction activities progressing at the Y3.2 segment – storm sewer installation and road widening underway
- Project schedule and completion date currently under review

Construction of the remaining Highway 7 West BRT segments progressing – relocation of the Centre Street water main in the City of Vaughan completed

- In the City of Vaughan, the second phase of rapidway construction is proceeding on Highway 7 West (H2-East & H2-West) – from Yonge Street to Bowes Road and from Edgeley Boulevard to Helen Street
- Utility relocations progressing – work completed by Alectra on Bathurst Street and by Enbridge on Centre Street

- Project schedule and completion date on track – by end of 2019

Annual Design-Build Health and Safety audits of the contractors – Kiewit-EllisDon, RapidLINK and EllisDon-Coco Paving (EDCO) completed

- No major findings and major corrective actions identified - the Design-Build Contractors are complying with their respective contractual obligations for managing health and safety on the BRT segments under construction
 - Kiewit-EllisDon – 74% compliance
 - RapidLINK – 94% compliance
 - EDCO – 97% compliance

FACILITIES AND TERMINALS PROGRAM

Cornell Bus Terminal located in the City of Markham

- Design and engineering work on the Cornell Terminal nearing completion.
- Pre-Qualifications completed and procurement preparation work for the Design-Bid-Build Construction contract in progress, with Request for Tender expected to be in market in Q3 and contract award to follow in Q4
- Project completion expected to be by end of 2018

SmartCentres Place VMC (Vaughan Metropolitan Centre) Bus Terminal – located at Hwy. 7 West and Jane Street

- Construction of the facility commenced last year and is progressing
 - Underground servicing work and concrete pours completed
 - Steel erection nearing completion
- Project completion by end of 2017 – in sync with the opening of TYSSE

Park ‘n’ Ride Facilities for rapid transit are being coordinated with the Transportation Master Plan Commuter Parking Strategy

- Procurement activities for the design & engineering services of an on-surface Park ‘n’ Ride facility located at Warden Avenue and Enterprise Drive, underway and a Request for Proposals (RFP) is expected to be in market in Q3-2017

TORONTO-YORK SPADINA SUBWAY EXTENSION (TYSSE) PROGRAM

Construction continues and is on track to be in-service in December 2017

- Construction of the Region’s subway stations progressing well – with more than 97% of station works completed at Pioneer Village, Highway 407 and VMC
- Contract awarded for the supply and installation of Fare Equipment & Intelligent Transportation Systems for the 3 subway stations in the Region

RAPID TRANSIT FUTURE INITIATIVES

Planning and design work progressing on the 7.4-kilometre Yonge Subway Extension (YSE) – from Finch Station to the Richmond Hill Centre Terminal

- June 16, 2017 - Federal Health Minister and Markham-Stouffville MP Jane Philpott, along with Ontario Transportation Minister and Vaughan MPP Steven Del Duca and York Region Chair Wayne Emmerson, announced more than \$36 million in federal funding to advance the planning and design work of YSE
- The federal funding is in addition to about \$55 million from the provincial government to continue planning and design work on the project, which Metrolinx identified to be a priority project for the Greater Toronto and Hamilton



- YRRTC staff is working with Metrolinx, the City of Toronto and the Toronto Transit Commission (TTC) to advance the planning and design of the YSE – discussions and negotiations are ongoing to arrive at a consensus on key governance principles that will inform a multi-party Memorandum of Understanding to advance planning and design
- The City of Toronto is supportive of advancing the YSE at the same time as their Downtown Relief Line subway project – in the City of Toronto Report dated May 24 this year, it commits the principal parties (YR-YRRTC, Metrolinx, the City of Toronto and the TTC) to work collaboratively in securing capital project funding for the YSE and the Downtown Relief Line subway project from senior levels of government

Financial & Procurement Highlights

At the end of Q2, Capital Expenditures are at \$142.0 million – of which the Region’s contribution is \$71.9 million (Table 1)

Table 1 – YRRTC Capital Expenditures, Q2- 2017

Capital Expenditures (\$Millions)	Regional Program (YTD) \$	Metrolinx Program (YTD) \$	Inception To-Date \$	Funding \$
BRT Rapidways & Stations *		69.0	1,176.1	1,784.2
BRT Facilities & Terminals	8.0		162.6	219.9
BRT Rapid Transit Vehicles	-		46.6	46.6
Toronto-York Spadina Subway Extension	64.7		1,112.7	1,329.2
Construction	61.0		1,073.7	1,274.9
Viva Concourse	3.7		10.7	14.0
Capacity Buy-In & Other	(0.0)		28.4	40.3
Yonge Subway Extension	0.2		4.3	95.7
Conceptual Design	-		4.1	4.3
Planning & PE	0.2		0.2	91.3
Rapidway Transit Initiatives	0.0		2.3	3.1
Total Capital Programs	\$73.0	\$69.0	\$2,504.6	\$3,478.8
Total York Regional Funded	\$71.9		\$535.7	\$764.8

* Financials are net of Municipal & 3rd Party Recoveries

At the end of Q2, Gross Operating Expenditures and Net Operating Expenditures are \$23.7 million and \$6.1 million respectively (Table 2) – on track to be within the Budget

Table 2 – YRRTC Operating Expenditures, Q2-2017

Operating Expenditures (\$ Millions)	Total Operating Expenditures \$	Regional Operating Expenditures \$	Metrolinx Operating Expenditures \$
YRRTC Staff & Administration.	5.8	1.4	4.4
York Region Staff & Administration	2.6	0.1	2.5
Net Financing Costs	15.2	15.2	0.0
Gross Operating	23.7	16.8	6.9
Recoveries from Capital Projects	(7.4)	(0.5)	(6.9)
Revenues from Development Charges & Federal Gas Tax	(10.1)	(10.1)	0.0
Net Operating - Tax Levy	6.1	6.1	0.0

At the end of Q2, approximately 93% of the \$1.695 billion funding for the Regional Capital Program has been committed and 75% has been spent

- Procurement activity of significance (i.e. > \$500K) was for the Design, Supply and Installation of Fare Equipment & Intelligent Transportation Systems at the 3 subway stations in the Region – awarded to Tri-Star Electric

At the end of Q2, approximately 96% of the \$1.784 billion funding for the Metrolinx Capital Program has been committed and 64% has been spent

- Procurement activities of significance (i.e. > \$500K) were for the Utility Relocations for the Remaining of Highway 7 West BRT segment and the Design-Build Construction Contract for the Highway 7-Vaughan Metropolitan Centre (VMC) BRT segment

For more information on this report, please contact Michael Cheong, Chief Financial Officer, York Region Rapid Transit Corporation at 905-886-6767, Ext. 71015.

Mary-Frances Turner, YRRTC President

September 21, 2017
Attachment: (1)

VIVA VIVA VIVA VIVA VIVA VIVA VIVA VIVA VIVA VIVA next



York Region Rapid Transit Corporation

project status report Q2 - 2017



YORK
REGION
RAPID
TRANSIT
CORPORATION

Table of Contents

1.0 VIVANEXT RAPID TRANSIT SYSTEM NETWORK	4
2.0 BUS RAPID TRANSIT (BRT) PROGRAM	8
HIGHWAY 7 EAST (H3)	5
DAVIS DRIVE (D1).....	9
HIGHWAY 7 WEST, VAUGHAN METROPOLITAN CENTRE (H2-VMC)	7
YONGE STREET	9
HIGHWAY 7 WEST AND BATHURST ST. FROM CENTRE ST. TO HWY. 7	10
ENTERPRISE DRIVE	12
HEALTH & SAFETY BRT AUDITS	124
3.0 FACILITIES AND TERMINALS PROGRAM	155
OPERATIONS, MAINTENANCE AND STORAGE FACILITY (OMSF)	15
CORNELL TERMINAL.....	16
PARK N’ RIDE FACILITIES	17
3.1 TORONTO-YORK SPADINA SUBWAY EXTENSION (TYSSE) PROGRAM	188
SPADINA SUBWAY EXTENSION	189
SMARTCENTRES PLACE BUS TERMINAL (VMC)	20
3.2 YONGE SUBWAY EXTENSION (YSE) PROGRAM	211
4.0 PROCUREMENT ACTIVITIES	222
4.1 AWARDED CONTRACTS – NEW	222
4.2 AMENDED CONTRACTS – EXISTING	223
4.3 PROCUREMENTS IN PROGRESS	24
4.4 UPCOMING PROCUREMENTS	24
5.0 FINANCIAL UPDATES	245
5.1 CAPITAL EXPENDITURES SUMMARY	25
5.2 QUICKWINS – \$67.6 MILLION	26
5.3 METROLINX MASTER AGREEMENT - \$1.755 BILLION	27
5.4 FEDERAL CSIF CONTRIBUTION AGREEMENT – \$170.0 MILLION	28
5.5 TORONTO-YORK SPADINA SUBWAY EXTENSION PROGRAM – \$1.2 BILLION	29
5.6 YONGE SUBWAY EXTENSION PROGRAM	30
5.7 OPERATING EXPENDITURES SUMMARY	30
6.0 COMMUNICATIONS	31
6.1 GOVERNMENT RELATIONS	31
6.2 COMMUNITY ENGAGEMENT	31
APPENDIX 1: AWARDED CONTRACTS	35
APPENDIX 2: CONTRACT VALUE INCREASES, EXTENSIONS & CLOSURES	36
APPENDIX 3: PROCUREMENTS IN PROGRESS	38
APPENDIX 4: UPCOMING PROCUREMENTS	39

MANDATE

York Region Rapid Transit Corporation [YRRTC] is responsible for the planning, design and construction of the rapid transit network and related infrastructure.

The expertise of YRRTC lays in project management – design and engineering, procurement and financial management and community relations. A proven record of disciplined, community-focused project implementation, transparency and collaboration helps get the job done. Project management is backed by knowledge, leadership and innovation in planning great cities centred on new urbanism.

Governance

Board of Directors

YRRTC is a wholly-owned subsidiary and share capital corporation of The Regional Municipality of York. Its Board of Directors is comprised of elected officials from York Region. There is no private sector or other public sector representation on the YRRTC Board of Directors at this time.



Chairman of the Board
 Frank Scarpitti
 Mayor
 Markham



Vice-Chairman of the Board
 Maurizio Bevilacqua
 Mayor
 Vaughan



Director & CEO
 Wayne Emmerson
 Chairman and CEO
 The Regional Municipality of York



Director
 Dave Barrow
 Mayor
 Richmond Hill



Director
 Tony Van Bynen
 Mayor
 Newmarket



Director
 Jim Jones
 Regional Councillor
 Markham



Director
 Vito Spatafora
 Regional Councillor
 Richmond Hill

Executive Management Team and Reporting

From the Executive Management Team, the President reports to the Chairman of the YRRTC Board and the Chairman and CEO of York Region. Board meetings are held in the York Region Administrative Centre located in the Town of Newmarket. Public reports are posted online at www.york.ca.



President
 Mary-Frances Turner



Chief Financial Officer and Treasurer
 Michael Cheong



Chief Engineer
 Paul May



Design Chief, Infrastructure and Development
 Raj Mohabeer



Chief Communications Officer
 Dale Albers

1.0 VIVANEXT RAPID TRANSIT SYSTEM NETWORK



2.0 BUS RAPID TRANSIT (BRT) PROGRAM

HIGHWAY 7 EAST - RICHMOND HILL CENTRE TO WARDEN AVENUE (H3)

Project Description

- The Highway 7 East (H3) rapidway extends 6.0 km from Richmond Hill Centre to Warden Avenue in the Town of Richmond Hill and the City of Markham, with 10 centre-lane vivastations and one curbside station
- Construction commenced in late 2010 and the first segment from Bayview Avenue to Highway 404 has been in service since August 2013
- The second segment from Highway 404 to South Town Centre Boulevard (STC) has been in service since August 2014
- The final segment from STC to Warden Avenue was completed in December 2014 and service started in January 2015
- Since the opening of the first segment of the rapidway in August 2013, there has been a 30% decrease in travel time and a 10% increase in ridership



Progress Status Update

Utility Relocations

- Minor utility work (Rogers aerial to underground cabling activities) are complete.

Design-Build Construction

- In September 2016, all deficiency work was completed
- Final warranty walk downs completed June 2017. Minor final-warranty works being completed
- Final Acceptance scheduled for August 14, 2017



2.0 BUS RAPID TRANSIT (BRT) PROGRAM

DAVIS DRIVE – YONGE ST. TO HIGHWAY 404 (D1)

Project Description

- The Davis Drive (D1) rapidway in the Town of Newmarket extends for 2.6 km from Yonge Street to Roxborough Road – just east of Southlake Regional Health Centre
- The rapidway includes 3 centre-lane vivastations and two curbside stations rapidway – completed in November 2015, and has been in service since December 2015
- Viva service continues east in mixed-use traffic, terminating at Highway 404
- The new service has recorded a 62% increase in ridership on the Viva yellow route since 2015 and approximately 33% travel time savings compare to curbside service



Progress Status Update

Property

- Union Hotel structural works completed.
- Risk Assessment Program underway

Utility Relocations

Overall utility relocations (gas, hydro and telecommunications) have been completed

- Rogers’ aerial to underground cabling work continues and is expected to be completed by Q3-2017
- Upon completion of Rogers work, Newmarket-Tay Power will remove a few remaining poles

Design-Build Construction

- Final hand-over achieved in Q3-2016
- Total Performance was achieved in late December, with all deficiency works completed
- Warranty period and warranty work is on-going

Keeping the Public Informed

- Community Liaisons are available to work with the local businesses and residents to address any concerns and/or to keep the community informed of any remaining warranty work



2.0 BUS RAPID TRANSIT (BRT) PROGRAM

HIGHWAY 7 WEST, VAUGHAN METROPOLITAN CENTRE – BOWES ROAD TO EDGELEY BOULEVARD (H2-VMC)

Project Description

- The H2-VMC rapidway refers to Highway 7-West, from Bowes Road to Edgeley Boulevard – it includes the construction of 3 centre-lane vivastations along the 3.6 km of rapidway
- East of Jane Street, the rapidway was completed at the end of 2016
- Substantial completion and handover took place for service launch of Viva Purple and YRT Route #77 using the rapidway as of February 26, 2016



Progress Status Update

Property

- All required properties are in possession and remediation work for acquired lands was completed last year

Utility Relocations

- West of Jane Street, Rogers telecommunications relocation completed

Design-Build Construction

- Overall construction work is approximately 86% complete
- The segment including boulevards west of Jane Street and Edgeley/Highway 7 intersection were handed over on February 24, 2017, remaining planting completed, minor deficiency works on-going
- Interim bus operations on the completed rapidway east of Jane Street have commenced
- Welding of the major structural members of the VMC station canopy completed
- Grout under major structural components complete, barrier wall work is in progress



Keeping the Public Informed

- Construction bulletins continue to be issued as work progresses
- The Community Liaison team continues to work with local businesses and residents, and participates in community engagement events to key stakeholders and community groups
- Communications led by YRT/Viva were out in February to direct people to the centre median. On-street customer service representatives were also available during the first week of YRT service in the rapidway. Social media channels were also leveraged to communicate service launch, messaging originated from YRT and vivaNext shared and retweeted their communications.
- The email subscription list currently has over 1,700 contacts

2.0 BUS RAPID TRANSIT (BRT) PROGRAM

YONGE STREET – HIGHWAY 7 TO MAJOR MACKENZIE DR. (Y2.1); LEVENDALE AVE. TO 19TH AVE. (Y2.2); MULOCK DR. TO DAVIS DR. (Y3.2)

Project Description

- The Yonge Street (Y2.1) rapidway in the Town of Richmond Hill extends approximately 3.6 km from Richmond Hill Centre (Highway 7) to Major Mackenzie Drive and includes 4 centre-lane vivastations
- Yonge Street (Y2.2) rapidway in the Town of Richmond Hill, extends from Levendale Avenue to 19th Avenue/Gamble Road and includes 2.9 km of rapidway and 3 centre-lane vivastations
- Yonge Street (Y3.2) rapidway in the Town of Newmarket extends approximately 2.4 km from Savage Road/Sawmill Valley Drive to Davis Drive and include 3 centre-lane vivastations
- Project schedule and completion dates are currently under review



Progress Status Update

Property

- Phase II field investigations completed – final reports completed in Q2-2017
- Property infrastructure relocations (i.e. signs, lights and transformers) are currently underway
- Risk Evaluation for the corridor is currently underway

Utility Relocations

- **Y2.1 and Y2.2 segment** – Potholing investigations to advance utility design and construction continued
- Enbridge detailed design is 75% complete and relocation work is ongoing in both segments
- Powerstream, Bell and Rogers have all commenced relocation work in the segments
- Powerstream hydro pole installations are 99% complete
- **Y3.2 segment** – Enbridge relocation is 100% complete
- Telecommunication relocation work is complete and cable installation and service connections are underway
- Newmarket-Tay Hydro has completed pole installation, framing and stringing with the exception of a few service cut overs. All work will be completed by the end of July 2017



Design-Build Construction

- Overall construction is 27% complete
- IFC drawings submitted for Y3.2 and IFC design drawings under review for Y2.2 and Y2.1.
- Retaining wall construction at Gamble Avenue is complete. Most signs and transformers have been relocated in Y2.1 and Y2.2 in advance of the utility relocation work
- Water main construction in the Town of Richmond Hill is approximately 40% complete
- Storm sewer installation and road widening commenced in Y3.2 in May 2017 and is progressing north from Sawmill Valley Drive to Eagle Street on the west side.

Keeping the Public Informed

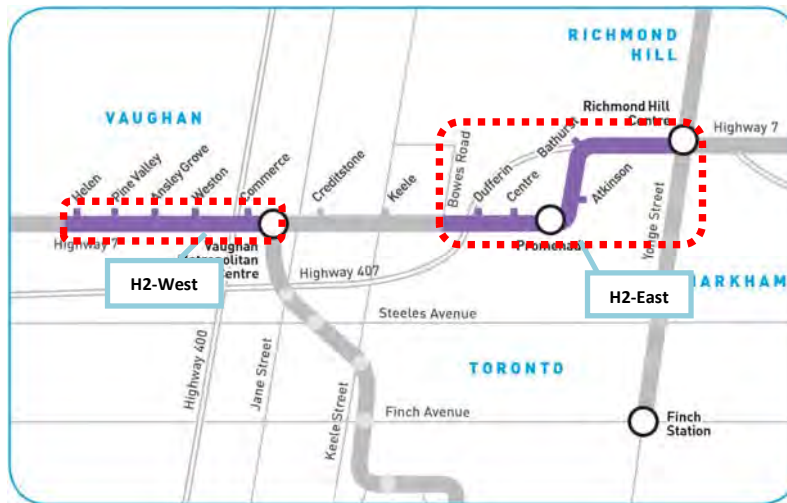
- The Yonge Street data base has over 4,100 subscribers for the Richmond Hill and Newmarket community
- The Community Liaison team continues to work with local businesses and residents and participates in various community engagement events to key stakeholders and community groups:
 - Parent Teacher Meetings- St. John's and St. Paul's elementary schools (Newmarket) and Jean Vanier and St. Theresa Lisieux elementary schools (Richmond Hill) project overview presentations – April 3, 4 and May 1
 - YRT/Viva Transit Planning Public Information Session – project information booth, Newmarket – April 11
 - Towns of Newmarket and Richmond Hill Customer Service staff – project overviews – April 25 and May 9
 - Newmarket Chamber of Commerce - Mayor's Lunch – April 25 and Annual BBQ – June 28 Richmond Hill Board of Trade – Project information booth for new members – May 3
 - Belinda's Place – project presentation and overview of upcoming work – May 3
 - Project information booths were set up at the following events:
 - Town of Newmarket 'Touch a Truck' – May 25; Smart Commute Newmarket – Bike to Work Day – May 29
 - Town of Newmarket Farmers' Market – June 17
 - Residential townhouse condo – Brandy Lane Way – June 21
 - Councillor Chan's BBQ (Richmond Hill) – June 25

2.0 BUS RAPID TRANSIT (BRT) PROGRAM

HIGHWAY 7 WEST (H2-WE), BATHURST AND CENTRE STREETS FROM YONGE STREET TO BOWES ROAD (H2-EAST) AND EDGELEY BOULEVARD TO HELEN STREET (H2-WEST)

Project Description

- The H2-WE rapidway refers to approximately 12.4 km of rapidway along Highway 7 West, Bathurst and Centre Streets and includes the construction of 10 centre-lane vivastations
- The Rapidway is expected to be in service by end of 2019



Progress Status Update

Property

- All required lands are now in possession
- Private property infrastructure relocations are on-going (i.e. signs, light standards and transformers)
- Environmental Risk Evaluation for the corridor is underway

Utility Relocations

- Discipline Integration Team, utility workshops and utility schedule meetings continue with all utility companies to mitigate, advance and coordinate the utility work in both segments of the corridors
- Detail designs continue for all utilities
- Enbridge gas relocation work on Centre Street is complete; relocation on Highway 7 will commence in July 2017
- Alectra relocation on Centre Street and on Highway 7 is ongoing
- Bell relocation on Highway 7 continues; relocation on Bathurst Street will commence in July 2017

Design-Build-Finance (DBF) Construction

- Overall project is at 30% completion
- Construction for the Centre Street water main replacement is completed. Testing also complete and commissioning nearing completion for handover in July 2017.
- Temporary Traffic Signal Installations will continue in 2017 and 2018 for various intersections as needed
- 90%, 100% and IFC Design Submissions for the various design components are ongoing
- Meetings with MTO, TRCA and stakeholders to resolve design issues are ongoing
- Works on Highway 7 bridge substructures over Highway 400 and temporary relocation of the on-ramp, including temporary re-alignment of an on-ramp to permit piling at the west abutment
- Storm sewer installation along eastern portion of Bathurst Street has commenced from south of Highway 407 towards Centre Street
- The Project is scheduled to be in service by the end of 2019, with remaining work to be completed by the end of 2020



Keeping the Public Informed

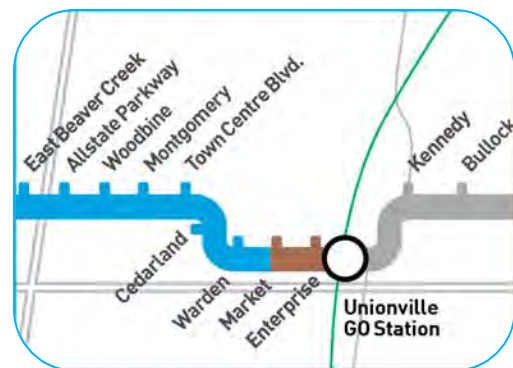
- The subscription list for these corridors is currently over 2,500 contacts with initiatives in the spring rolling out to increase the subscription
- Community outreach program has been advanced with local businesses and residents to inform the community of upcoming rapidway activities and construction impacts and this includes the following participation in various community engagement events to the key stakeholders:
 - Project presentation to residents and condo board – April 27
 - The ‘Next Stop....Bathurst and Centre’ colouring contest was launched in May – 4 events were held, complete with project information booths at local Vaughan libraries – 60 submissions were received and 3 winners were announced in early June
 - Project information booth at Vaughan Concerts in the Park – June 14

2.0 BUS RAPID TRANSIT (BRT) PROGRAM

ENTERPRISE DRIVE – BIRCHMOUNT ROAD TO JUST EAST OF KENNEDY RD. (H3.4)

Project Description

- The H3.4 rapidway will connect to the existing Enterprise Drive rapidway at Birchmount Road, and will continue through Markham Centre, east to Kennedy Road
- The project includes approximately 1.2 km of rapidway and 1 centre-lane vivastation



Progress Status Update

Progress Update

- Design of this segment will be integrated with a number of transportation, development, and mobility hub studies that are required for Markham Centre
- These initiatives are being coordinated between the City of Markham, Metrolinx and YRRTC
- The identification and evaluation of Alternative Alignments to the EA approved H3.4 alignment in Markham Centre, is included in the Mobility Hub study currently being conducted by Metrolinx.



Markham Centre

2.0 BUS RAPID TRANSIT (BRT) PROGRAM

HEALTH & SAFETY BRT AUDITS

As per the Metrolinx Master Agreement and respective Project Charters, YRRTC is required to conduct Health and Safety Audits (HSA) annually to determine the extent to which the Design Build Contractors (DB) and the Owner’s Engineer (OE) were complying with their respective contractual obligations for managing health and safety on the vivaNext Projects. As in the past and to maintain business continuity, REA was engaged by YRRTC to conduct the FY-16 HSAs. Depending upon the start and progress of the Projects, it was a follow-up for KED and RapidLINK; and it was a first for EDCO.

For each of the HSA for the DB Contractors, the OE was also assessed. The HSA audit examined health and safety programs, plans, practices, management, records and control activities of DB and OE. HSA conclusion was that the DBs have established and implemented a reasonably sound system for managing its health and safety obligations on the projects in the form of its project specific health and safety plans. The OE has established and implemented a reasonably sound approach to systematically perform its project safety oversight role.

Compliant and Mostly Compliant

	2012	2013	2014	2016
DB				
H2-VMC	6%	56%	81%	74%
Yonge Street	N/A	N/A	63%	94%
H2-WE	N/A	N/A	N/A	97%
OE (WSP-MMM)				
H2-VMC	N/A	N/A	60%	84%
Yonge Street	N/A	N/A	62%	94%
H2-WE	N/A	N/A	N/A	100%

3.0 FACILITIES AND TERMINALS PROGRAM

OPERATIONS, MAINTENANCE AND STORAGE FACILITY (OMSF)

Project Description

- The Operations, Maintenance and Storage Facility (OMSF) is a 24-acre site, with a 481,679 square foot LEED Silver Certified Design facility located at Headford Business Park in the Town of Richmond Hill (at Leslie Street and 16th Avenue)
- It includes energy-efficient and environmentally-friendly features such as energy efficient lighting and heating systems, a “cool roof” to save on cooling costs and a rainwater recycling system
- The facility was constructed to accommodate 196 buses on opening day and up to 250 articulated buses over time
- It is currently the home base for Viva vehicles, and stores and maintains YRT/Viva Transit vehicles consisting of 40 40-foot conventional buses and 83 60-foot articulated vehicles
- Lands and land-related matters for the project are funded 100% under the QuickWins Agreement with the Province
- Design and construction for the project are funded under the Federal-CSIF Contribution Agreement and York Region (50-50 cost share)
- The facility is comprised of four main areas:
 1. Administrative Building
 2. Storage Garage
 3. Repair Garage
 4. Bus Wash



Progress Status Update

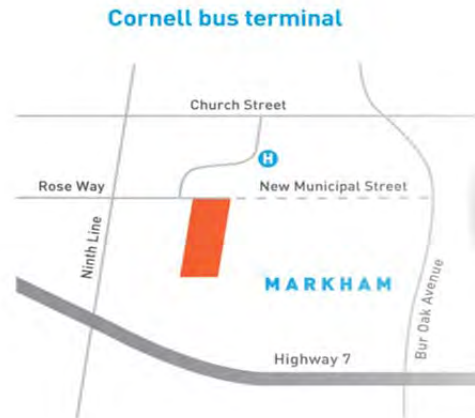
- The Operations, Maintenance and Storage Facility (OMSF) is 100% complete and in-service since June 2015



CORNELL TERMINAL

Project Description

- The Cornell Terminal is a planned 11-bay bus terminal located in the City of Markham, at Highway 7 East and Ninth Line – near Markham-Stouffville Hospital (MSH)
- It will connect Viva service with the East Markham local YRT transit routes and future connections with the Durham Transit and GO bus services
- Lands and land-related matters for the project are funded 100% under the QuickWins Agreement with the Province
- Design and construction for the project are funded under the Federal-CSIF Contribution Agreement and York Region (50-50 cost share)



Progress Status Update

Design-Bid-Build Construction

- Value engineering on the 100% design is complete with Issued-for-Tender design to be complete in July 2017
- Coordination and consultation with City of Markham is on-going – Site Plan Application Resubmission and Permit Application – July 2017
- Continuing coordination of design and construction of the future roads network adjacent to the with cost sharing agreement targeted for execution in Q3-2017
- Pre-qualification activities for the Design-Bid-Build Construction contract has been completed
- Construction Tender to be released July 2017
- Project expected to be delivered and in service at end of 2018



PARK 'n' RIDE FACILITIES

Project Description

- Rapid Transit Park 'n' Ride facilities are being built in support of the Bus Rapidways Transit System in York Region
- The Facilities have been developed based on an integrated Park 'n' Ride strategy for YRT/Viva Region-wide - incorporating the Transportation Master Plan updated directions and tying in the Viva projects that have been completed or under construction

Davis Drive Park n' Ride

- The carpool lot located at Davis Drive and Highway 404 is owned by the Ministry of Transportation and is expanded to a Park n' Ride facility for York Region Transit (YRT/Viva) and GO Transit
- This facility went in service in late November 2015
- The facility consists of:
 - 200 parking spots
 - Two platforms for GO buses
 - Two platforms for YRT/Viva buses plus a bus layover area and one-two bus shelters for GO and YRT/Viva

The Davis Drive Park n' Ride is complete

- The design and construction for this facility was 100% funded and delivered by GO Transit



Warden Jug Handle Park n' Ride

- Park n' Ride facility will be located at Warden Avenue and Enterprise Drive, and is planned as an on-surface parking facility that is 100% funded by the Region
- Procurement activities for Engineering services are underway – RFP was released in June 2017
- Outcome of Engineering services (including geotechnical investigations, and flood plain analysis) will determine next steps regarding development of the site



3.1 TORONTO-YORK SPADINA SUBWAY EXTENSION (TYSSE) PROGRAM

SPADINA SUBWAY EXTENSION

Project Description

- This project is an 8.6 km subway extension from the existing Downsview Subway Station to the Vaughan Metropolitan Centre (VMC) area at Highway 7 and West of Jane Street
 - 6.2 km from Downsview Subway Station to Pioneer Village Subway Station – in the City of Toronto – 60% of the subway extension
 - 2.4 km from Pioneer Village Subway Station to Vaughan Metropolitan Centre Subway Station – in York Region – 40% of the subway extension

- Funding of \$3.184 billion for the project, the contribution of York Region is \$603.8 million – as approved by Council in February 2016
 - \$1.274 billion or 40% of the funding is to be spent in the Region



Tunneling

- Two 5.4 metre diameter twin tunnels bored from the Downsview Subway Station to the VMC Subway Station – connecting the existing system to the six new stations, three of which are located in the Region

TTC Project Progress Status

- Track Energized May 28, 2017
- High Speed software verification on June 12, 2017



Subway Stations in York Region: Pioneer Village, Highway 407 and Vaughan Metropolitan Centre (VMC)

Pioneer Village Subway Station

- Subway Station is located on Steeles Avenue, with the north half of the station located in the City of Vaughan
- Station includes a fully accessible subway entrance, a five-bay YRT bus terminal with customer amenities, a TTC bus terminal, a Passenger Pick-Up and Drop-Off (PPUDO) facility, and a commuter parking facility accommodating approximately 1,900 cars

TTC Progress Status Update (per the TYSSE works report of June 2017)

- Construction progress at 97.6% with substantial performance date of end of June 15, 2017
- 100% of footing and foundation in place
- Base layer of pavement is in place
- Steel for canopies delivered and to be installed in June/July 2017
- Installation of perforated weathering steel panels on the platform side of the smoke baffle ongoing
- Power and electrical works continue in the switchboard room

Highway 407 Subway Station

- Subway Station includes an 18-bay bus terminal for GO Transit and YRT, a PPUDO facility, and a commuter parking lot for approximately 600 cars

TTC Progress Status Update (per the TYSSE works report of June 2017)

- Construction progress at 97.1% with forecast substantial performance date is September 30, 2017
- Architectural, mechanical and electrical installation continues at the station and bus terminal
- Work is progressing on the station wall cladding and false ceiling installation
- Construction of the commuter parking lot and landscaping continues

VMC Subway Station

- Subway Station is the terminus of the Spadina Subway Extension and includes the station’s entrance building, a direct underground connection to the Viva BRT Station on Highway 7 West, a direct underground tunnel to the SmartCentres Place VMC Bus Terminal and a connection tunnel under Millway Avenue

TTC Progress Status Update (per the TYSSE works report of June 2017)

- Construction progress at 98.2% with substantial completion date of March 31, 2017
- Mechanical, electrical and fire protection installations continue
- Flooring and wall tiling works progressing on the concourse and platform levels
- Permanent power connected to the switchgear in the station and traction power substation completed
- Commissioning of the elevator and stairs for the VIVA entrance underway; wall, floor and ceiling finishes nearing completion

Viva BRT Concourse

- Viva BRT Concourse – the direct pedestrian access interface between the VMC Subway Station and Viva BRT at Highway 7 and west of Jane Street

Progress Status Update

- Construction completion at 70%
- Construction of structural and secondary steel is complete

Current work activities: Painting of the structure – 65% complete, Concrete Barrier wall on South elevation – 90% complete, Glazing Preparation (Spider fittings and Scan) – 65% complete , Roofing Panel Preparation –35% complete

SMARTCENTRES PLACE VMC (VAUGHAN METROPOLITAN CENTRE) BUS TERMINAL

Project Description

- SmartCentres Place Bus Terminal VMC is a local transit terminal forming part of an integrated transit facilities hub at the terminus of TYSSE in the Vaughan Metropolitan Centre area
- Passengers embarking and disembarking from buses at the Spadina Subway Extension’s final station starting in December 2017, will do so at the SmartCentres Place Bus Terminal VMC
- The terminal is a planned 9-bay bus terminal located at the VMC Subway Station – designed to accommodate six platforms for YRT/Viva services
- It is located over the tail track of the VMC Subway Station and directly connected to the subway concourse by means of an underground pedestrian tunnel
- Concept for the terminal has been developed jointly with SmartCentres to form an integrated assembly of transit facilities and to be in keeping with the overall master plan for the district
- Lands for the project were 100% funded by TYSSE; and the Design and Construction for the project are funded by TYSSE, York Region and SmartCentres

Land Acquisition Staging and Access

- The Region has been managing and coordinating the land acquisitions for TYSSE and YRRTC – with ongoing coordination to ensure access to lands aligns with the target opening date of the terminal (December 2017), which is in sync with the opening of the TYSSE

Progress Status Update

- Final design was completed and the construction contract was awarded to Bondfield Construction Company Limited (BCCL) in October 2016
- BCCL mobilized on site first week of December
- Site plan application activities are ongoing with City of Vaughan
- Design for the Millway Avenue is underway with the City of Vaughan, with on-going coordination with TYSSE, SmartREIT, and YRRTC
- Key project milestones achieved to date:
 - Project 37% complete as of end of June 2017
 - Underground servicing work is complete
 - Steel erection is almost complete and glulam wood beam installation on the wings of the terminal is underway
 - Concrete pours for TTC vent shaft, public washrooms, driver rooms, supervisor booth and stairs all completed
- Projected completion targeted for December 2017, to be staged with the opening of the TYSSE



3.2 YONGE SUBWAY EXTENSION (YSE) PROGRAM

Project Description

- This project relates to a proposed 7.4 km extension of the existing Yonge Subway, from the Finch Station to the Richmond Hill Centre, plus the underground train storage facility North of Richmond Hill Centre – this project is included in the Metrolinx’s “Next Wave Projects”

Progress Status Update

- With the environmental assessment approved in 2009 and the conceptual design approved in 2012, this project is now advancing to the preliminary design and engineering study stage
- On June 2, 2016, the Provincial Government announced that it is providing more than \$55.0 million to its transit agency – Metrolinx, to work with the Region, YRRTC, the City of Toronto and the TTC to advance the 15% design and preliminary engineering of the YSE
- On June 23, 2016, Council reaffirmed YSE as the number one priority transit project by endorsing a report which directed Region and YRRTC staff to seek federal funding of \$36.3 million from Public Transit Infrastructure Fund (PTIF), Phase I – in addition to the provincial funding announcement of \$55.0 million
- On June 16, 2017, the Federal Government announced a commitment of over \$36 million to advance the planning and preliminary work for the Yonge Subway Extension
- Discussions are underway with Metrolinx, City of Toronto, and TTC regarding project governance and project management consideration
- A total investment of \$91.3 million, allows for the advancement of 15% design and preliminary engineering work required, for the project to be “procurement-ready” by 2019
- The work program for the 15% design and preliminary engineering of the YSE is approved in the 2017 Multi-Year Capital Budget of YRRTC – and will enable the procurement of the construction activities by 2019
- In collaboration with the Region, YRRTC continues to advocate for provincial and federal funding in the amount of \$5.1 billion (in escalated dollars) estimated for the construction of the YSE



4.0 PROCUREMENT ACTIVITIES

All tables express values exclusive of taxes.

4.1 AWARDED CONTRACTS – NEW

Procurement activities for Q2-2017 were for nearly \$6.5 million, primarily driven by:

- Facilities & Terminals Intelligent Transportation System (ITS) for Various Stations and the H2VMC Bus Terminal; and
- Enbridge Utility Relocations for H2 West

The below table identifies a *Categorized Summary of YRRTC Contract Awards* – a total of 7 contracts (please see details in Appendix 1):

Category	Total	
Corporate	Total (\$)	\$355,000.00
	Count	2
BRT Property	Total (\$)	\$447,300.00
	Count	2
BRT Construction	Total (\$)	\$1,768,885.99
	Count	2
Subways	Total (\$)	\$3,865,253.00
	Count	1
Total (\$)		\$6,436,438.99
Total Count		7

4.2 AMENDED CONTRACTS – EXISTING

In Q2-2017, total increases to existing contracts were nearly \$30.4 million – primarily driven by the increase of approx. \$30.3M to the Kiewit-Ellis Don A Partnership for the design/build of H2-VMC (please see Table 1 of Appendix 2). In addition, 24 existing contracts were extended (please see details in Table 2 of Appendix 2); and 12 existing contracts were closed off – (please see Table 3 of Appendix 2).

The table below identifies a *Categorized Summary of YRRTC Contract Amendments*:

Category	Activities	Q2-2017
Corporate	Closed	1
	Date Changes	4
	Increased Amounts	-
BRT Property	Closed	5
	Date Changes	7
	Increased Amounts	\$12,889.17
Program Management	Closed	1
	Date Changes	1
	Increased Amounts	-
BRT Construction	Closed	2
	Date Changes	5
	Increased Amounts	\$30,330,000.00
Communications	Closed	1
	Date Changes	1
	Increased Amounts	\$32,500.00
Subway	Closed	-
	Date Changes	2
	Increased Amounts	-
Preliminary Engineering	Closed	-
	Date Changes	1
	Increased Amounts	\$19,000.00
Facilities & Terminals	Closed	2
	Date Changes	3
	Increased Amounts	-
Total Closed		12
Total Date Changes		24
Total Increased Amounts		\$30,394,389.17

* Closed – refers to contracts closed during the period. ** Date Changes – refers to total number of contracts extended for the period.

*** Increased Amounts – refers to increases to existing contracts for the period – due to contingencies and/or added scope.

With the procurement activities related to existing and new contracts as well as soon-to-be executed agreements, total financials for program are \$3.279 billion out of the funding availability of \$3.479 billion.

- Metrolinx Capital Program of \$1.784 billion – \$1.729 billion or approximately 96% committed
- Region Capital Program of \$1.695 billion – \$1.575 billion or approximately 93% committed

4.3 PROCUREMENT ACTIVITIES IN PROGRESS, NEW CONTRACT AWARDS

Category	Estimated Project Start Period	Total
BRT Property	Q3-2017	1
BRT Construction	Q3-2017	3
Subways	Q3-2017	1
Facilities & Terminals	Q3-2017	2
Total		7

The table above identifies a Categorized Summary of YRRTC Procurement Activities in Progress – a total of 7 contracts (please see details in Table 1 of Appendix 3) in the works.

4.4 UPCOMING & PLANNED PROCUREMENT ACTIVITIES, NEW CONTRACT AWARDS

Upcoming procurements scheduled over the next 90 days, with potential cumulative contract awards valued at \$28 million. Procurement activities include:

Regional Capital Program

- Cornell Bus Terminal – Construction
- Yonge Subway Extension (YSE) – Preliminary Engineering

Metrolinx Capital Program

- Remaining Highway 7 West (H2-WE) - Utility Relocations
- Engineering and Advisory Services – Technical Advisory & Construction Oversight Services

The following table provides a Summary of YRRTC Upcoming Procurements that have not yet been advertised, categorized by the anticipated project start date (please see details in Appendix 4):

Category	Estimated Value	Estimated Project Start Period		
		Q3-2017	Q4-2017	Q1-2018
BRT Property (4)	\$25,001 to \$ 50,000	1		
	\$50,001 to \$100,000	1		
	\$100,001 to \$500,000	2		
BRT Construction (2)	\$50,001 to 100,000	1		
	\$1,000,001 to \$5,000,000	1		
Subways (2)	\$50,001 to \$100,000	1		
	>\$5,000,001	1		
Facilities & Terminals (2)	\$25,001 to \$50,000	1		
	>\$5,000,001		1	
Corporate (3)	\$25,000 to \$50,000	1		
	\$100,001 to \$250,000	1		
	>\$5,000,001	1		
Grand Total (13)		12	1	0

5.0 FINANCIAL UPDATES

5.1 CAPITAL EXPENDITURES SUMMARY

YRRTC is the program manager for rapid transit infrastructure that has a total funding of \$3.479 billion. By 2020/2021, the Region will see the project delivery of:

- 34.6 km of dedicated bus rapidways with 41 stations – along Highway 7, Yonge Street and Davis Drive
- 8.6 km of Spadina Subway extension to Highway 7 and west of Jane Street with three subway stations in York Region – Pioneer Village, Highway 407 and Vaughan Metropolitan Centre
- One Operations, Maintenance & Storage Facility at Headford Business Park
- Two Bus Terminals at the Vaughan Metropolitan Centre and Cornell Community
- Six Park ‘n’ Ride Facilities
- Fifty-Three 60-foot articulated vehicles

Current Capital Program – \$3.479 billion:

The total value of the capital programs being delivered carries a value of \$3.479 billion, with the Region’s contribution at \$764.8 million and the remainder funded by senior levels of Government.

- Federal = 12% or \$400.4 million
- Provincial = 66% or \$2.3 billion
- York Region = 22% or \$764.8 million

Above funding of the capital programs includes the executed agreements of the \$67.6 million from the QuickWins Contribution Agreement, the \$1.755 billion from the Metrolinx Master Agreement and the \$170.0 million from the Canada Strategic Infrastructure Fund (CSIF).

Capital expenditures were approximately \$141.9 million for the first half of 2017, bringing total expenditures to \$2.505 billion since inception of the Capital Programs. The main drivers of the expenditures are:

- Construction activities for the Bus Rapidways and Stations (BRT) Program – \$69.0 million
- Construction activities for SmartCentres Place VMC Bus Terminal – \$3.7 million
- Construction of the Toronto-York Spadina Subway Extension (TYSSE) – \$64.7 million

Summary of Capital Expenditures – Q2-2017 and Inception To-Date

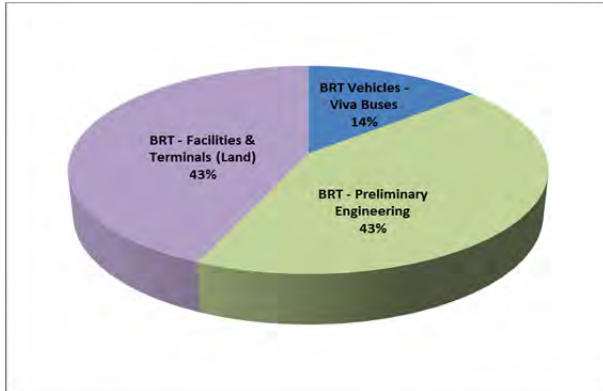
Program	Expenditures Year-to-Date	Expenditures Inception to-Date	Total Budget *	Budget Remaining	% Remaining
BRT Rapidways and Stations *	68,996,537	1,176,106,605	1,784,207,363	608,100,758	34%
BRT Facilities & Terminals	7,991,559	162,551,903	219,897,220	57,345,318	26%
BRT Vehicles - viva Buses	-	46,637,016	46,637,017	-	Completed
Toronto-York Spadina Subway Extension (TYSSE)	64,721,833	1,112,746,518	1,329,244,670	216,498,152	16%
Yonge Subway Extension (YSE) - Conceptual Design	-	4,093,890	4,308,188	214,298	5%
Yonge Subway Extension (YSE) - Planning & PE	204,815	204,815	91,344,175	91,139,360	100%
Rapidway Transit Initiatives	33,524	2,282,512	3,121,734	839,222	27%
Total	\$141,948,268	\$2,504,623,259	\$3,478,760,367	\$974,137,108	28%

* Budget is net of Municipal and 3rd Party Recoveries, and that includes the TYSSE contractor delay claims of \$160.0M

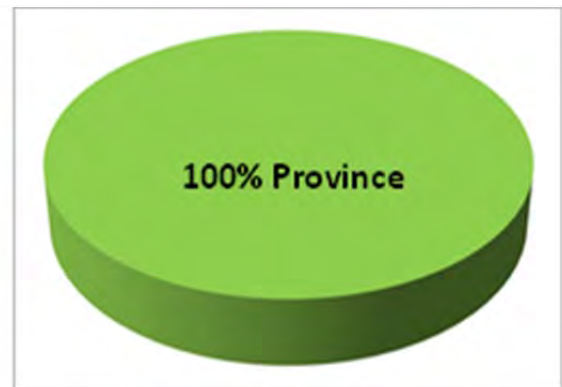
5.2 QUICKWINS CONTRIBUTION AGREEMENT – \$67.6 MILLION

A total of \$105.6 million was announced as *QuickWins* funding. Under this provincial announcement, this funding consisted of a \$67.6 million in funds advanced and an additional contribution of \$38.0 million – which was subsequently transferred and included in the Metrolinx Master Agreement of \$1.755 billion.

QuickWins Project Components – per Capital Budget



Funding Sources



Summary of Capital Expenditures – Q2-2017 and Inception To-Date

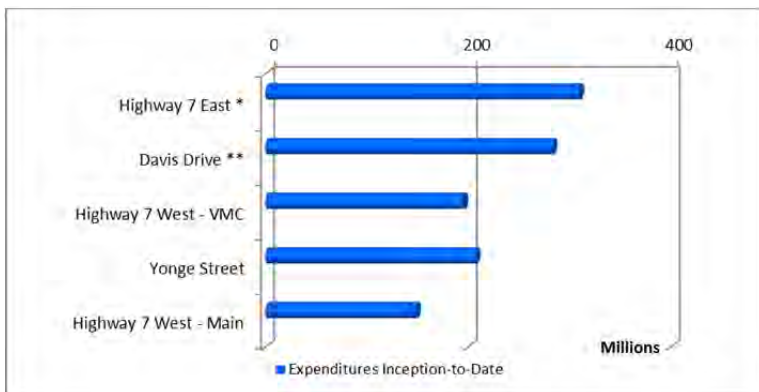
Program	Expenditures Inception-to-Date	Total Budget	% Remaining
Enterprise Dr. (PE & Construction)	19,223,940		Completed
Davis Drive (PE)	1,511,071		Completed
Highway 7 West - VMC (PE)	660,259		Completed
Highway 7 West - Main (PE)	6,918,838		Completed
Yonge Street (PE)	590,827		Completed
BRT Facilities & Terminals (Land)	29,337,865		Completed
BRT Vehicles - viva Buses	9,357,200		Completed
Total	\$67,600,000	\$67,600,000	

5.3 METROLINX MASTER AGREEMENT - \$1.755 BILLION

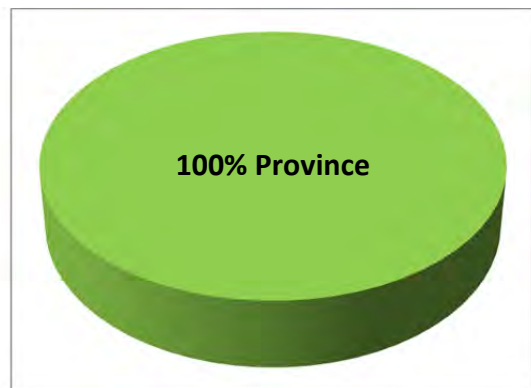
Funding 100% of the Bus Rapidways and Stations (BRT) Program in York Region – as per ‘The Big Move’ announcement for transportation infrastructure plan in the Greater Toronto and Hamilton Area (GTHA), the Metrolinx Master Agreement of \$1.755 billion includes:

- \$38.0 million in funding remaining from the original *QuickWins* announcement of \$105.6 million
- \$85.0 million for the Provincial ‘CSIF’ funding announcement
- \$1.4 billion announcement, plus escalation to Year 2021

BRT Program – per Capital Budget



Funding Sources



The expenditures versus this funding agreement for the first half of 2017 were \$69.0 million – bringing the total expenditures to \$1.147 billion since the inception of the program – approx. 35% of the rapidways completed.

Summary of Capital Expenditures – Q2-2017 and Inception To-Date

Project	Expenditures Year-to-Date	Expenditures Inception-to-Date	Total Budget
Highway 7 East *	(2,648,840)	309,686,735	
Davis Drive **	(3,912,194)	283,315,387	
Highway 7 West - VMC	8,330,540	195,487,144	
Yonge Street	26,648,415	207,662,890	
Highway 7 West - Main	40,432,090	148,569,344	
Enterprise Dr.	120,347	2,478,729	
Total	\$68,970,357	\$1,147,200,230	\$1,755,000,000

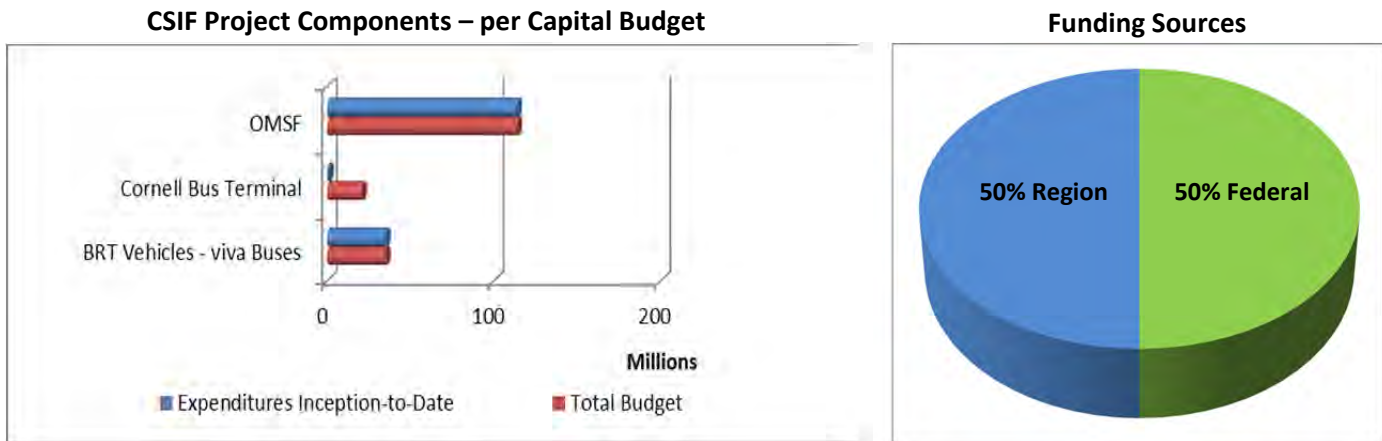
* Year-to-date and Inception-to-date Expenditures still reflect Municipal and 3rd Party Works which are in the process of being reimbursed

** Year-to-date and Inception-to-date Expenditures still reflect Municipal and 3rd Party Works which are in the process of being reimbursed and acquisition costs for surplus lands where a work program to dispose-sell is underway

5.4 FEDERAL CSIF CONTRIBUTION AGREEMENT – \$170.0 MILLION

The Federal Canada Strategic Infrastructure Fund (CSIF) Contribution Agreement – valued at \$170.0 million, was executed on March 15, 2011 – a 50-50 contribution partnership between the Federal Government and the Region.

Distribution of Funding by Project Component – \$170.0 million:



With the acquisition of the 39 buses (60-foot articulated vehicles) and the completion of OMSF, two of the three project components within the CSIF Contribution Agreement are now closed. The last project component – Cornell Terminal, is scheduled to be completed by end of 2018. Year-to-date expenditures include design, procurement and program management activities.

For the first half of 2017, expenditures were \$0.4 million, bringing the total expenditures to \$150.1 million since inception of the program – as illustrated in the table below:

Summary of Capital Expenditures – Q2-2017 and Inception To-Date

Project	Expenditures Year-to-Date	Expenditures Inception-to-Date	Total Budget*	Budget Remaining	% Remaining
Operations, Maintenance and Storage Facility (OMSF)	-	113,970,815	113,970,815	-	Completed
Cornell Bus Terminal	440,314	971,788	20,898,810	19,927,022	95%
BRT Vehicles - viva Buses (39)	-	35,130,375	35,130,375	-	Completed
Total	\$440,314	\$150,072,978	\$170,000,000	\$19,927,022	12%

* Budget is net of Municipal and 3rd Party Recoveries

5.5 TORONTO-YORK SPADINA SUBWAY EXTENSION PROGRAM – \$1.3 BILLION

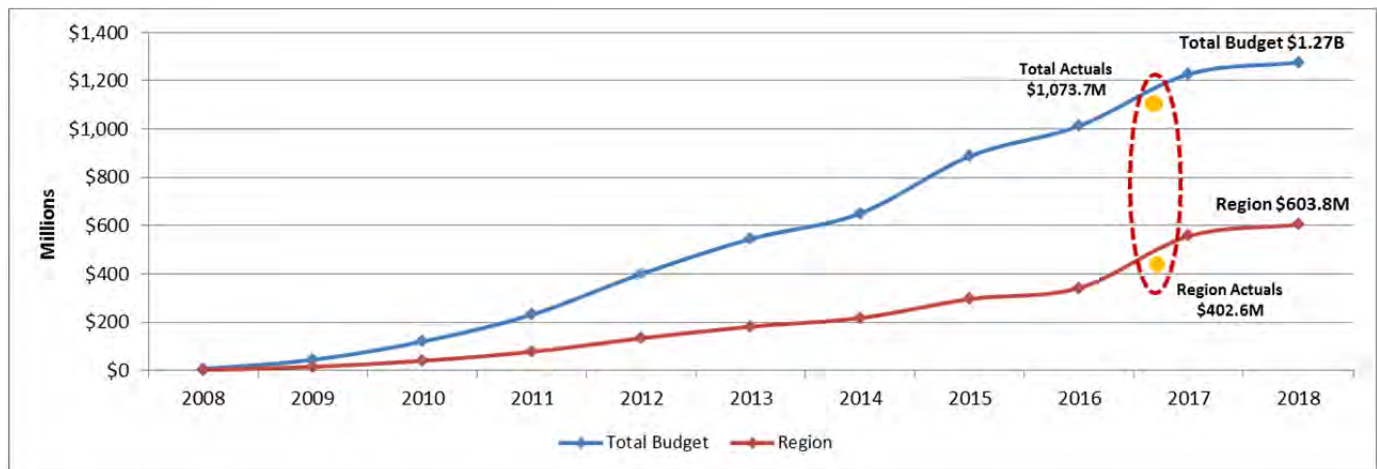
The total budget committed by the funding partners towards Toronto-York Spadina Subway Extension (TYSSE) is \$3.184 billion, of which \$1.3 billion worth of assets (40.04%) are being built in York Region:

- York Region’s commitment to TYSSE Construction is now \$603.8 million

Summary of Capital Expenditures – Q2-2017 and Inception To-Date

Project	Expenditures Year-to-Date	Expenditures Inception-to-Date	Total Budget	Budget Remaining	% Remaining
York Region - Capacity Buy-In	-	20,000,000	29,980,000	9,980,000	33%
York Region - viva Concourse	3,712,658	10,670,202	13,957,397	3,287,195	24%
York Region - Downsview & Others	(9,149)	8,379,391	10,364,803	1,985,412	19%
York Region - Subway Construction	61,018,324	402,586,485	603,832,030	201,245,545	33%
Province - Subway Construction	-	392,031,640	392,031,640	-	0%
Government of Canada - Subway Construction	-	279,078,800	279,078,800	-	0%
Total	\$64,721,833	\$1,112,746,518	\$1,329,244,670	216,498,152	16%

TYSSE Construction Expenditures in York Region, Q2-2017 and Inception-To-Date



5.6 YONGE SUBWAY EXTENSION PROGRAM

Expenditures to date are:

Project	Expenditures Year-to-Date	Expenditures Inception-to-Date	Total Budget	Budget Remaining	% Remaining
Conceptual Design	-	4,093,890	4,308,188	214,298	5%
Planning & PE	204,815	204,815	91,344,175	91,139,360	100%
Construction	-	-	-	-	-
Total	\$204,815	\$4,298,705	\$95,652,363	\$91,353,658	96%

5.7 OPERATING EXPENDITURES SUMMARY

For the first half of 2017, Gross Operating Expenditures and Net Operating Expenditure are \$23.7 million and \$6.1 million respectively.

- Net Operating Expenditures of \$6.1 million – driven by timing of recognition of financing cost (Revenues):
 - \$7.4 million of Operating Recoveries for YRRTC and York Region staff and administrative costs from the Metrolinx Capital Program and Regional Capital Program
 - \$10.1 million of Revenues from Development Charges and Federal Gas Tax – offsetting the Debt Principal and Interest Payments which are primarily for the TYSSE

YRRTC Operating Expenditures, Q2-2017

Operating Expenditures (\$ Millions)	Total Operating Expenditures \$	Regional Operating Expenditures \$	Metrolinx Operating Expenditures \$
YRRTC Staff & Administration	5.8	1.4	4.4
York Region Staff & Administration	2.6	0.1	2.5
Net Financing Costs	15.2	15.2	0.0
Gross Operating	23.7	16.8	6.9
Recoveries from Capital Projects	(7.4)	(0.5)	(6.9)
Revenues from Development Charges & Federal Gas Tax	(10.1)	(10.1)	0.0
Net Operating - Tax Levy	6.1	6.1	0.0

6.0 COMMUNICATIONS

6.1 GOVERNMENT RELATIONS

- Work to secure funding sources for priority vivaNext projects per YRRTC’s 10-Year Business Plan is underway. Current identified priorities, with an estimated value of \$5.8 billion, are:
 - Capital Funding and Preliminary Engineering dollars for the Yonge Subway Extension
 - Future rapidway segments on Highway 7 – from Highway 50 to Helen Street and Unionville Station to 9th Line
 - Future rapidway segment on Yonge Street – from 19th Avenue to Mulock Drive

6.2 COMMUNITY ENGAGEMENT

- Community Liaison staff continue to work with community stakeholders (i.e. businesses, property owner’s, residents, Chambers of Commerce) informed along the corridors
- Business support program continues to be deployed in the Town of Newmarket, Town of Richmond Hill and City of Vaughan. A comprehensive Spring campaign was deployed in June
- An extensive outreach program to assist businesses with the social media profiles using “Google maps” was launched in 2017 and continues throughout the year as required



- In the second quarter of the year, the public outreach team and community liaisons participated in a number of community events including:
 - Newmarket Homeshow
 - Newmarket – “touch a truck” event at the Regional Works Yard
 - Newmarket Smart Commute Bike to Work day
 - Newmarket Chamber of Commerce Education for Businesses
 - Newmarket Condominium Outreach
 - Vaughan Community Clean-up
 - Vaughan Concerts in the Park
 - Vaughan Condominium Outreach
 - Richmond Hill Community Clean-Up

- In May, the 2017 Corporate Campaign was launched. This year’s theme is focused on the benefits of transit “made in York Region” and features lifestyle imagery with a Viva backdrop. The campaign included social media ads, advertising on local buses and corridor banners.

- Banners along the Viva corridors continue to be part of our campaigns to emphasize the benefits of transit and these are changed out seasonally



- VivaNext continues to engage audiences in conversation to increase the total reach and connections through social media channels, results are reflective of the engagement and project activities during each quarter

- In the second quarter of 2017, YRRTC made approximately 661,729 in accumulative connections. The increase is reflective of the communications outreach for construction, and two campaigns in market – Business Support and the Corporate initiative.

- Throughout the construction season, vivaNext continues to use every opportunity to educate and engage their audiences to ensure our stakeholders receive relevant and timely communications about the work being undertaken along the Regional corridors. As crews wrap up the work in the fall in preparation for winter, notification of work and our outreach program continues to be an effective tool to keep people informed
- Engagement on social media (Twitter, YouTube, Facebook and blog) continues to be an effective communication tool, with a number of followers sharing views and comments.

Measure / Statistics	Q1-2017	Q2-2017	Q3-2017	Q4-2017
Visitors to vivanext.com	21,124	19,998		
Page views to vivanext.com	15,439	30,540		
Followers on Twitter	2,725	2,784		
Friends on Facebook	2,079	2,090		



Subscription for updates on the vivaNext website (www.vivanext.com) were as follows:

Subscribers	Q1-2017	Q2-2017
Highway 7 - Markham	1,336	1,325
Highway 7 - Vaughan	1,723	1,769
Davis Drive - Newmarket	1,573	1,565
Yonge Street – Richmond Hill & Newmarket	4,113	4,197
Spadina Subway Extension	1,210	1,274
Yonge Subway Extension	1,964	2,049
E-Newsletter	5,971	5,454

Community Liaisons

Vaughan - Highway 7 West



Michelle Goland
Tel: 905.886.6767 Ext. 71051
Cell: 416.797.5653
Email: michelle.goland@york.ca

Vaughan - Bathurst & Centre



Diana Kakamousias
Tel: 905.886.6767 Ext. 71181
Cell: 905.251.7587
Email: diana.kakamousias@york.ca

Yonge Street - Newmarket



Sophia Bittar
Tel: 905.886.6767 Ext. 71116
Cell: 905.806.0713
Email: sophia.bittar@york.ca

Yonge Street - Richmond Hill



Leslie Pawlowski
Tel: 905.886.6767 Ext. 71357
Cell: 905.505.1430
Email: leslie.pawlowski@york.ca



Sindiswa Moyo
Tel: 905.886.6767 Ext. 71062
Cell: 289.338.6733
Email: sindiswa.moyo@york.ca

APPENDIX 1: AWARDED CONTRACTS

Table 1 – Awarded Contracts

The following table provides a full breakdown by *Category - YRRTC Procurement* awarded for the period of this report – Q2-2017.

Category	Tender Type	Description	RFX No.	Vendor	Awarded Value
Corporate (2)	RFP - Request for Proposal	Engineering and Advisory Services - Program Management	RFP-17-001-RT	Comtech Group Inc.	\$200,000.00
	RFQ - Sole Source Request for Quotation	Process Monitor for OE Procurement	RFQ-16-061-RT	KPMG LLP	\$155,000.00
BRT Property (2)	RFQ - Request for Quotation (General)	Professional Surveyor Services H2WE - Hwy7, Centre St., Bathurst	RFQ-17-032-RT	Lloyd & Purcell Ltd.	\$52,500.00
	RFQ - Direct Purchase	Y2.1 Environmental Services (Grand Genesis)	RFQ-17-014-RT	S2S Environmental Inc	\$394,800.00
BRT Construction (2)	RFQ – Direct Purchase	vivaNext Health and Safety Audit	RFQ-17-030-RT	Resource Environmental Associates	\$27,750.00
	RFQ - Direct Purchase	H2 West Enbridge Utility Relocations	RFQ-17-015-RT	Enbridge Gas Distribution Inc.	\$1,741,135.99
Subway (1)	RFP - Request for Proposal	Contractor for ITS Systems at Pioneer Village Station, Hwy 407 Station and Vaughan Metropolitan Centre Bus Terminal (RFPQ-16-050-RT)	RFP-17-007-RT	Tristar Electric Inc.	\$3,865,253.00
Total (7)					\$6,436,438.99

APPENDIX 2: CONTRACT VALUE INCREASES, EXTENSIONS & CLOSURES

Table 1 – Contract Value Increases, Existing

The following table provides a full breakdown by *Category - YRRTC Existing Contract Increases Amended* for the period of this report – Q2-2017.

Category	RFX No.	Vendor	Increase Value
BRT Property (1)	RFQ-14-069-RT	Watters Environmental Group Inc.	\$12,889.17
BRT Construction (1)	CC-12-020-RT	Kiewit-Ellis Don A Partnership	\$30,330,000.00
Communications (1)	RFQ-15-033-RT	Forum Research Inc.	\$32,500.00
Preliminary Engineering (1)	RFQ-14-052-RT	Cole Engineering Group Ltd.	\$19,000.00
Total (4)			\$30,394,389.17

Table 2 – Contracts Extensions, Existing

Category	RFX No.	Vendor
Corporate (4)	RFQ-15-030-RT	McPhail Transportation Planning
	RFQ-14-086-RT	MAX Potential
	RFQ-16-043-RT	DC Advisory Services
	RFQ-16-055-RT	RFP Solutions Inc.
BRT Property (7)	RFQ-10-027-RT	Open Architects Inc
	PT-13-030-RT	Steelcore Construction Ltd
	RFQ-14-069-RT	Watters Environmental Group Inc.
	RFQ-16-049-RT	Spectra Advertising
	RFQ-16-040-RT	Black & McDonald Limited
	RFP-16-012-RT	Intrinsik Corp.
	IT-16-030-RT	Spectra Advertising
BRT Construction (5)	RFQ-10-047-RT	Newmarket-Tay Power Distribution Ltd
	RFQ-12-002-RT	Powerstream Inc.
	RFQ-12-012-RT	Rogers Communications Inc.
	RFQ-14-054-RT	Bell Canada
	RFQ-17-030-RT	Resource Environmental Associates
Program Management (1)	RFP-11-042-RT	Mccormick Rankin Corporation (WSP/MMM Group Inc.)
Communications (1)	RFQ-15-033-RT	Forum Research Inc.
Subways (2)	COOP-10-053-RT	Toronto Transit Commission
	RFQ-13-061-RT	Toronto Transit Commission
Preliminary Engineering (1)	RFQ-14-052-RT	Cole Engineering Group Ltd.
Facilities & Terminals (3)	RFQ-16-060-RT	Golder Associates Ltd
	RFQ-16-010-RT	Diamond & Schmitt Architects Inc.
	RFP-11-070-RT	PCL Constructors Canada Inc.
Total (24)		

Table 3 – Contracts Closures

Category	RFX No.	Vendors
Corporate (1)	RFQ-16-042-RT	Michel Lavoie Consultant Inc.
	PT-10-026-RT	Alex Marton Ltd.
BRT Property (5)	RFQ-16-048-RT	Black & McDonald Limited
	IT-14-022-RT	Avison Young Valuation & Advisory
	IT-14-021-RT	Cushman & Wakefield Ltd
	RFQ-14-024-RT	Kevin Manuel Architect Limited
	RFQ-12-045-RT	Canadian National Railway Company
BRT Construction (2)	RFQ-14-034-RT	Newmarket-Tay Power Distribution Ltd
	RFQ-12-057-RT	York Consortium
Program Management (1)	RFQ-14-029-RT	Innovus corporation
Communications (1)	RFQ-17-031-RT	BA Consulting Group Ltd.
	RFQ-17-012-RT	Tower Scaffold Services Inc.
Facilities & Terminals (2)		
Total (12)		

APPENDIX 3: PROCUREMENT ACTIVITIES IN PROGRESS, NEW CONTRACT AWARDS

Table 1 – Procurement Activities in Progress, New Contract Awards

The following table provides a breakdown of *Procurement Activities in Progress* for the period of this report – Q2-2017, whereby a solicitation has been advertised, but no award has yet been issued.

Category	RFX No.	Description	Estimated Project Start Period
BRT Property (1)	IT-17-033-RT	Professional Surveyor Services - Y2.1 and Y2.2 TLI Extension	Q3-2017
BRT Construction (3)	RFQ-17-016-RT	H2-WE Bell Utility Relocations (Design and Construction)	Q3-2017
	RFQ-17-025-RT	H2 West and East Rogers Utility Relocations (Design and Construction)	Q3-2017
	RFQ-17-026-RT	H2 West & East Alectra Utilities (Construction)	Q3-2017
Subway (1)	RFQ-17-21-RT	YSE Project Governance and Management Deliberations (KPMG)	Q3-2017
Facilities & Terminals (2)	RFQ-17-013-RT	OMSF Light Pole Reinstatement	Q3-2017
	RFP-17-018-RT	Warden Park & Ride Engineering Services	Q3-2017
Total (7)			

APPENDIX 4: UPCOMING & PLANNED PROCUREMENT ACTIVITIES, NEW CONTRACT AWARDS

Table 1 – Upcoming Procurement, New Contract Awards

The following table provides a full breakdown by *Upcoming & Planned Procurement Activities* for the period of this report – Q2-2017.

Category	Estimated Value	RFX No.	Description	Estimated Project Start Period
BRT Property (4)	\$25,001 to \$50,000	RFQ-17-042-RT	H2WE Environmental Investigations	Q3-2017
	\$50,001 to \$100,000	RFQ-17-038-RT	Professional Surveyor Services - D1	Q3-2017
	\$100,001 to \$500,000	RFQ-17-034-RT	H2VMC:2006 Highway 7 Pylon Reinstatement	Q3-2017
		PT-17-036-RT	Y2.1 and Y2.2 Appraisal Services for 2019 property requirements	Q3-2017
BRT Construction (2)	\$50,001 to \$100,000	RFP-17-011-RT	Design/Inspection of Low Impact Development Stormwater Management Facility (Y3.2) at 17250 Yonge St.	Q3-2017
	\$1,000,001 to \$5,000,000	RFQ-17-024-RT	H2 East Bell Utility Relocations (Design and Construction)	Q3-2017
Subways (2)	\$50,001 to \$100,000	RFQ-17-010-RT	Development of Statement of Work for Yonge North Subway Extension	Q3-2017
	>\$5,000,001	RFP-17-008-RT	Preliminary Engineering for Yonge Subway Extension	Q3-2017
Corporate (3)	\$25,001 to \$50,000	RFQ-17-028-RT	Space Planning Utilization Study	Q3-2017
	\$100,001 to \$500,000	RFP-17-009-RT	YRRTC External Coaching Services	Q3-2017
	>\$5,000,001	RFP-17-040-RT	Engineering and Advisory Services - Technical Advisory & Construction Oversight (Reissuance)	Q3-2017
Facilities & Terminals (2)	\$25,001 to \$50,000	RFQ-17-041-RT	VMC Station Bus Terminal Site Development Technical Fees	Q3-2017
	>\$5,000,001	IT-17-005-RT	Construction for Cornell Terminal	Q4-2017
Total (13)				