

Clause 1 in Report No. 20 of Committee of the Whole was adopted, without amendment, by the Council of The Regional Municipality of York at its meeting held on December 17, 2015.

1

2016-2018 Budget – York Region Rapid Transit Corporation

Committee of the Whole recommends:

1. Receipt of the presentation by Mary-Frances Turner, President, York Region Rapid Transit Corporation and Michael Cheong, Chief Financial Officer, York Region Rapid Transit Corporation.
2. Adoption of the following recommendations contained in the report dated November 17, 2015 from the Commissioner of Finance recommending that:

1. Recommendations

It is recommended that:

1. The Committee of the Whole recommends the budget as submitted for York Region Rapid Transit Corporation as follows:
 - a) The 2016 operating budget and the outlook for 2017 to 2018, as summarized in Attachment 1
 - b) Capital Spending Authority, as summarized in Attachment 2.
2. That the recommended budget be consolidated by the Treasurer for consideration by Council on December 17, 2015.

2. Purpose

This report provides a summary of the 2016-2018 Operating and Capital Budget for York Region Rapid Transit Corporation for consideration by Committee.

3. Background

In February 2015 Council approved an outlook for 2016, 2017 and 2018

As part of the 2015-2018 Budget, Council approved an outlook for the operating budget for 2016, 2017 and 2018. This approved outlook formed the starting point for this year's budget. While adjustments to the outlook are a natural part of a multi-year budget process, departments and agencies were expected to live within their outlook. The 2016-2018 operating budget reflects any revisions that have been made to the previously approved outlook.

The 2016 Budget was tabled on November 19, 2015

The consolidated 2016-2018 Operating and Capital Budget was tabled with Council on November 19, 2015. It was received and referred to the December meetings of Committee of the Whole for consideration and recommendation.

The 2016 Budget Directions report, approved by Council on May 21, 2015, outlined in the proposed timelines and indicated that the 2016 to 2018 budget would be approved in December 2015, as long as Council is satisfied with it through the review process.

A three-year operating budget was tabled for Council's consideration

The operating budget presented is a three-year budget that spans the remaining years of Council's term. Council is asked to approve the budget for 2016 and the outlook for 2017 to 2018. The approved outlook will then form the basis for the budget process in subsequent years. Council can still change the budget each year in response to changing circumstances and new information.

Multi-year commitments for capital projects are proposed as part of the budget process

Many complex capital projects span several years of planning, design and construction, requiring multi-year spending authority.

Capital Spending Authority is requested for projects with contractual and other clear or certain multi-year commitments. As in previous years, Council is asked to approve multi-year Capital Spending Authority for capital projects.

4. Analysis and Options

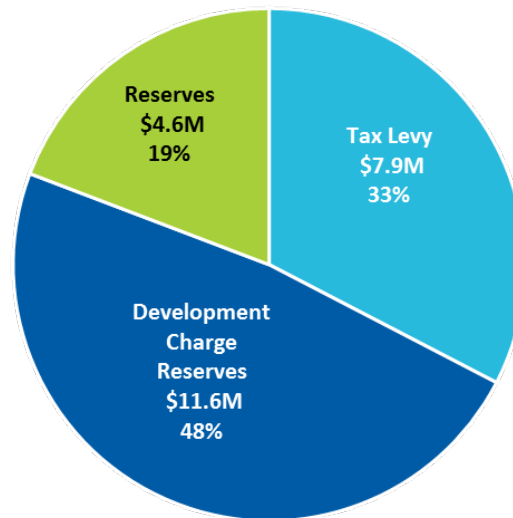
Operating Budget (page 85)

Tax levy funds only one third of York Region Rapid Transit's total spending

The budget shows both the gross expenditures (total spending) and the net tax levy (the portion of the budget paid for by the tax levy).

York Region Rapid Transit's total gross spending for 2016 is \$24.2 million. As shown in Graph 1 below, the tax levy pays for 33% of the services provided by the agency. The rest of the funding largely comes from draws from the development charge reserve which is used to repay debt.

Graph 1
Gross expenditures of \$24.2 million are primarily funded from development charge reserve draws



The proposed budget for York Region Rapid Transit Corporation reflects net operating expenditures of \$7.9 million in 2016

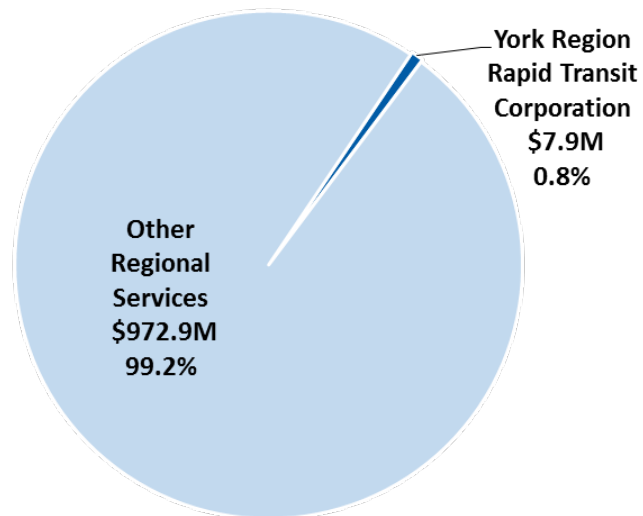
The 2016-2018 Operating Budget includes the cost of providing:

- Base services
- Legislated and contractual requirements
- Fiscal strategy requirements

- Impact of capital
- Growth
- Service enhancements

The proposed budget for York Region Rapid Transit Corporation is \$7.9 million, or 0.8% of the total 2016 proposed Regional net operating expenditures as shown in Graph 2 below.

Graph 2
York Region Rapid Transit accounts for 0.8% of the tax dollar



The proposed budget also includes a proposed outlook for 2017 and 2018.

Table 1 in Attachment 1 summarizes the proposed gross and net operating budgets for 2016 and the outlook for 2017 to 2018.

York Region Rapid Transit is within the approved outlook for all years

York Region Rapid Transit's proposed 2016 budget and outlook for 2017 and 2018 is within the outlook approved as part of the 2015 to 2018 Budget.

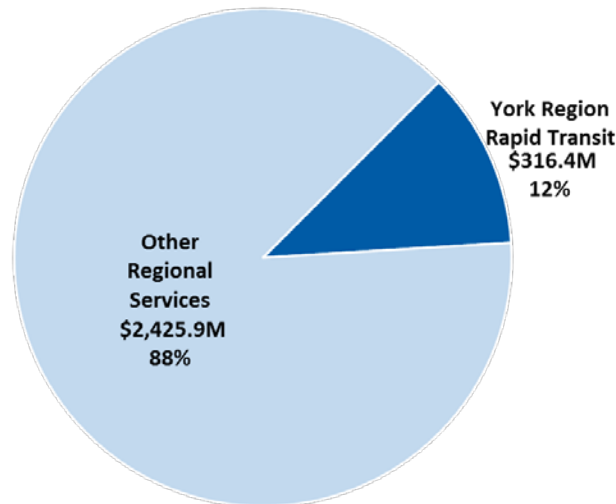
Capital Budget (page 87)

Approval of Capital Spending Authority of \$316.4 million in 2016 is requested for York Region Rapid Transit Corporation

The capital budget includes new infrastructure projects in support of growth, rehabilitation and replacement of existing infrastructure and service enhancement.

The proposed Capital Spending Authority for York Region Rapid Transit Corporation is \$316.4 million, or 11.5% of the total Regional 2016 Capital Spending Authority, as shown below in Graph 3.

Graph 3
York Region Rapid Transit accounts for 12% of 2016 Capital Spending Authority



Attachment 2 summarizes the 2016 Capital Spending Authority by program and shows the associated financing sources for York Region Rapid Transit Corporation. Details on the individual projects included in the program groups are available in the 2016 to 2018 Budget book.

[Link to key Council-approved plans](#)

The 2016 to 2018 budget for York Region Rapid Transit Corporation reflects the directions and strategies set out in Vision 2051, York Region the Official Plan and the Transportation Master Plan. The budget is also supportive of the objectives outlined in the 2015 to 2019 Strategic Plan.

5. Financial Implications

The net operating budget for York Region Rapid Transit Corporation totals \$7.9 million in 2016 and includes an outlook for 2017 to 2018, as summarized in Attachment 1. Council will have an opportunity to make adjustments to the outlook in subsequent years.

The proposed 2016 Capital Spending Authority reflects a multi-year commitment of \$316.4 million, as summarized in Attachment 2. Expenditures not identified as part of Capital Spending Authority but contained within the Ten-Year Capital Plan are provided for planning purposes and will be brought forward for formal approval in subsequent budget years.

6. Local Municipal Impact

The Region provides essential services to the residents and businesses in York Region. The challenge of meeting growing demands for service and improving service delivery is addressed through the Region's business planning process. The Region's investments support local municipalities.

7. Conclusion

This report sets out the proposed 2016-2018 budget for York Region Rapid Transit Corporation. To facilitate the completion of the budget process, it is recommended that the Committee's recommendations be forwarded to Council for consideration on December 17, 2015.

For more information on this report, please contact Kelly Strueby, Director, Office of the Budget, at ext. 71611.

The Senior Management Group has reviewed this report.

November 17, 2015

Attachments (2)

6468764

Accessible formats or communication supports are available upon request.

2016 to 2018 Budget Summary for York Region Rapid Transit Corporation

Proposed Operating Budget Expenditures

(in \$000s)

Department	Page No.	2016 Proposed Gross	2016 Proposed Net	2017 Outlook Gross	2017 Outlook Net	2018 Outlook Gross	2018 Outlook Net
York Region Rapid Transit Corporation	85	24,153	7,876	22,180	4,865	22,377	4,441
Total		24,153	7,876	22,180	4,865	22,377	4,441

Note: Net operating expenditures = tax levy

**2016 Capital Spending Authority (CSA)
York Region Rapid Transit Corporation**

York Region Rapid Transit Corporation	Page No.	2016 CSA \$000s
Project Expenditures:		
York Region Rapid Transit Corporation	87	316,391
Total 2016 Capital Spending Authority		316,391
Financing Sources:		
Debt Reduction Reserve	87	3,438
Reserves	87	2,702
Debenture Proceeds	87	33,283
Development Charge Reserve Draws	87	97,642
Grants and Subsidies	87	178,825
Other Recoveries	87	501
Total Financing Sources		316,391

York Region Rapid Transit Corporation

* 2016 Multi-Year Capital and Operating Budget *



YRRTC – Committee of Whole | December 3, 2015
Newmarket – Administrative Building, Council Chambers

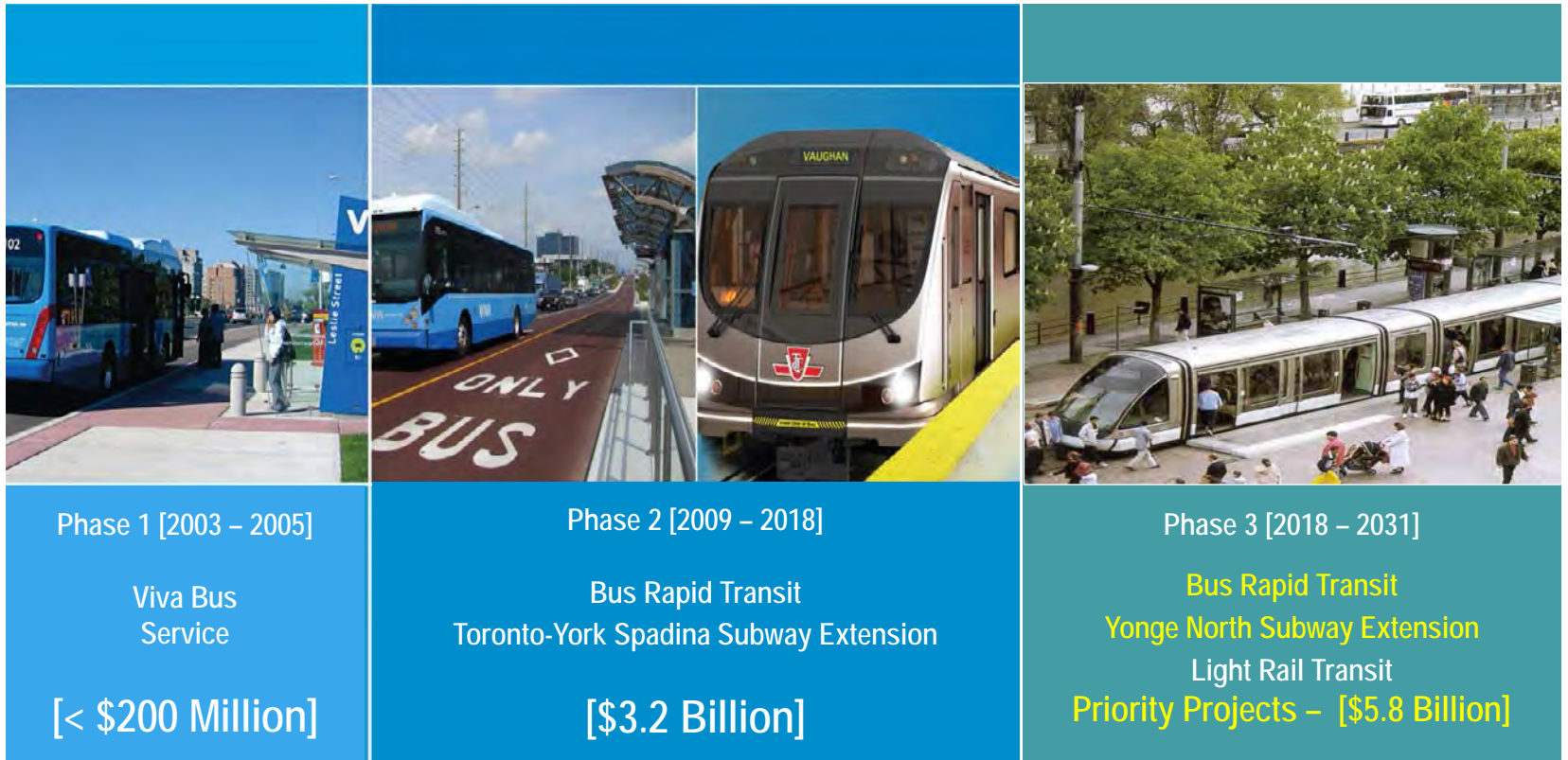
- › Overview of York Region Rapid Transit Corporation
- › Overview of Rapid Transit Projects - \$3.2 Billion
- › Overview of 2016 Regional Capital & Operating Expenditures Budget
- › Budget Recommendations



A Metrolinx vivaNext Project

Foundation and basis of funding are based on having the “right technology at the right time in the right place”

- › Our rapid transit plans were established in the Regional transportation plans prior to The Big Move from Metrolinx – our plans were absorbed in The Big Move and have evolved, and will continue to evolve
- › Enabled through the **York Region Rapid Transit Agreement** and **Metrolinx Master Agreement**



York Region Rapid Transit Corporation Leadership Team



President
Mary-Frances Turner
ext. 71010



Design Chief, Infrastructure
& Development
Carolyn Ryall
ext. 71028



Chief Engineer
Paul May
ext. 71030



Chief Communications Officer
Dale Albers
ext. 71020



Chief Financial Officer
Michael Cheong
ext. 71015



Associate Counsel
Janie Lin
ext. 71397



York Region Rapid Transit Corporation Achievements and Awards

VIVANext



Highway 7 East rapidway

- 2015 - Top 10 Roads list
No. 2 in North America
- 2015 - Canadian Urban Transit Association [CUTA]
National Transit Corporation Recognition award - Communications
- 2014 - American Public Works Association [APWA]
Project of the Year award
- 2013 - Professional Engineers of Ontario – York Chapter [PEO]
Project of the Year award
- 2013 - Ontario Public Works Association [OPWA]
Project of the Year award

Corporate

- 2014 - Association of Marketing and Communication Professionals [AMCP]
Platinum Hermes award:
vivaNext website design and annual report design

Gold Hermes award:
vivaNext brand handbook design



York Region Rapid Transit Corporation Funded Rapid Transit Projects – \$3.2B



H3 – Highway 7 East BRT



D1 - Davis Drive BRT



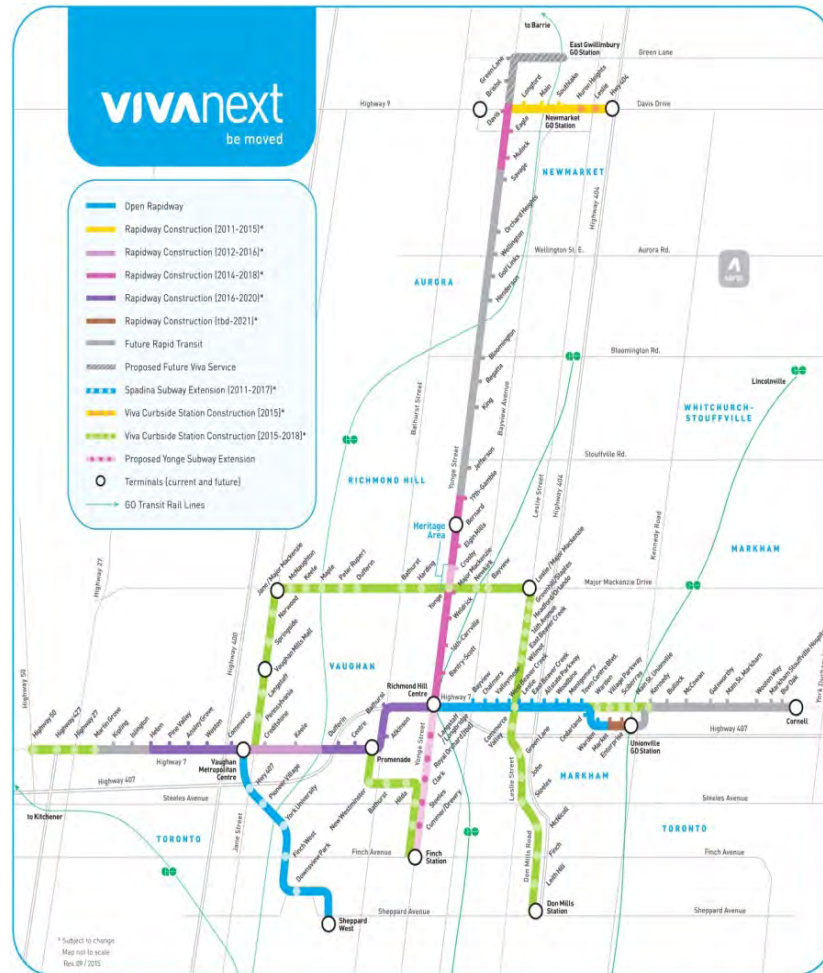
H2-VMC – Highway 7 West BRT



Yonge Street BRT



H2 – Remaining Highway 7 West BRT



Operations, Maintenance & Storage Facility



Cornell Terminal



SmartReit-VMC Terminal



H3 - Warden/Enterprise Dr. Park 'n' Ride



D1 - Davis Dr. Park 'n' Ride

- 3 Yonge St. Park 'n' Ride – Location TBD
- 1 Remaining Highway 7 West Park 'n' Ride – Location TBD



TYSS Tunneling & Rail tracks



Pioneer Village Station



Highway 407 Station



Vaughan Metropolitan Centre Station

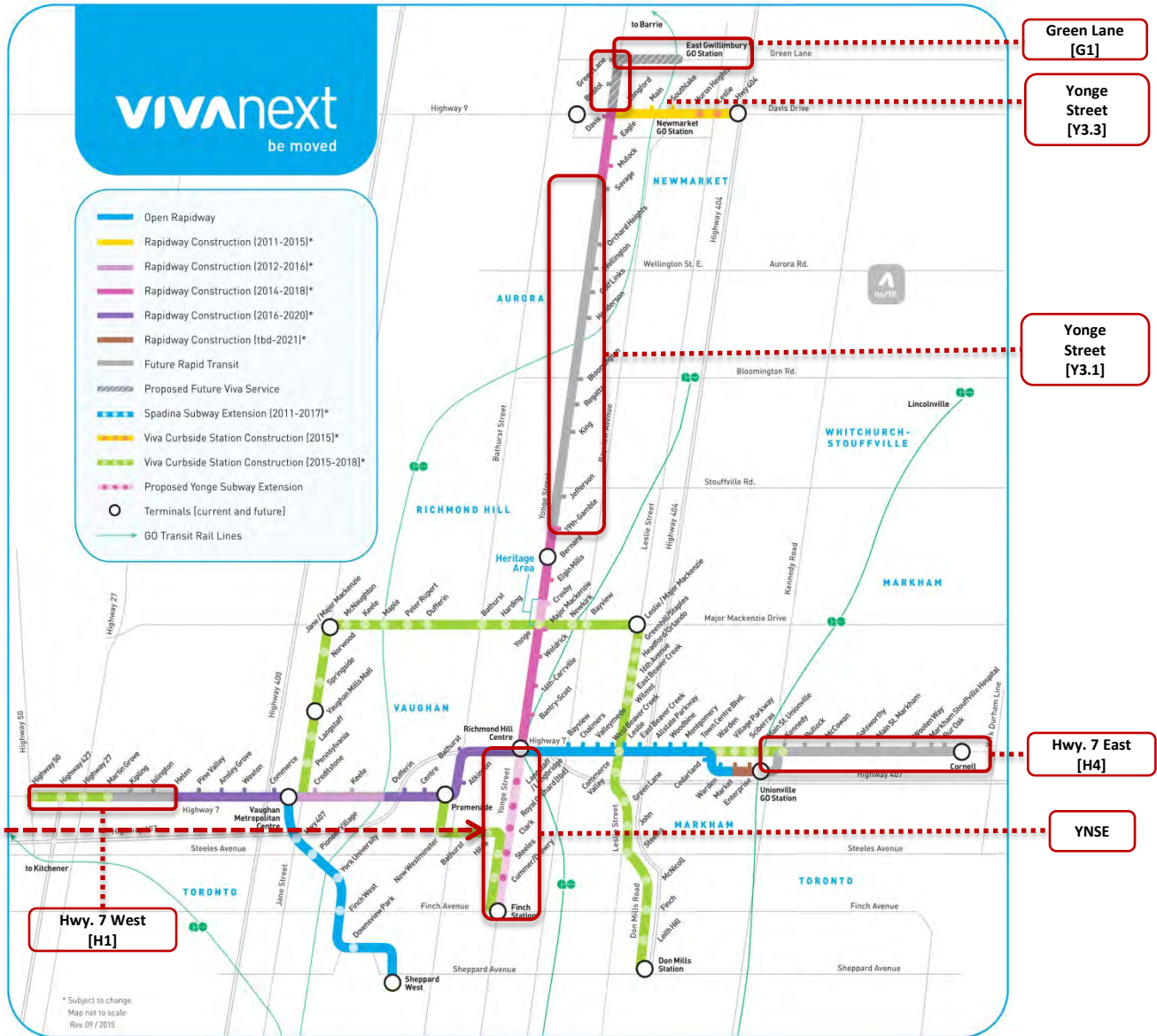


York Region Rapid Transit Corporation

New Rapid Transit Projects & Initiatives – \$5.8B



Proposed Yonge North Subway Extension



* Subject to change
Map not to scale
Rev 07/2015

2016 Multi-Year Capital Budget

Overview of Rapid Transit Projects – \$3.2 Billion



**Toronto-York Spadina
Subway Extension**

2016 Multi-Year Capital and Operating Expenditures Budget brought forward in two parts:


- › **Part One – the Metrolinx Capital Program of \$1.8B, which has received the approval from the Executive Committee of the Metrolinx Board of Directors on November 9 and the endorsement from the YRRTC Board of Directors on November 19 ✓**
 - › 2016 10-Year Capital Plan & Capital Spending Authority – \$792.8M
 - › 2016 Capital Expenditures – \$191.8M
 - › 2016 Operating Expenditures – N/A

- › **Part Two – the Regional Capital Program of \$1.4B which has received the endorsement of the YRRTC Board of Directors on November 19, and now seeks the necessary approval of Regional Council**
 - › 2016 10-Year Capital Plan – \$326.9M
 - › 2016 Capital Spending Authority – \$316.4M
 - › 2016 Capital Expenditures – \$165.1M
 - › 2016 Operating Expenditures – \$7.9M
 - › Decrease of \$1.3M (14.5%) year-over-year – with Financing Costs & Revenues
 - › Relatively no changes year-over-year – without Financing Costs & Revenues

2016 Multi-Year Capital and Operating Budget

Metrolinx Capital Program – Progress To Date

Bus Rapid Transit Projects:

- › Hwy. 7 East, from Hwy. 404 to Warden Ave. (H3) – 6.0 km rapidway in service ✓ 
- › Project was delivered in 3 segments
 - › Bayview Ave. to Hwy. 404
 - › Hwy. 404 to South-Town Centre Blvd.
 - › South Town Centre Blvd. to Warden Ave.

Funding Sources




2016 Multi-Year Capital and Operating Budget Metrolinx Capital Program – Progress To Date

Bus Rapid Transit Projects:

- › **Davis Drive, from Yonge Street to Hwy. 404 (D1) – 2.6 km** rapidway in service  ✓



- › **Hwy. 7 West, Vaughan Metropolitan Centre (H2-VMC), from east of Hwy. 400 to east of Bowes Road – 3.6 km** rapidway available for service in Fall 2016. VMC canopy at VMC subway station coordinated to be in service with the opening of Toronto-York-Spadina Subway Extension 



Funding Sources

Provincial
100%

2016 Multi-Year Capital and Operating Budget Metrolinx Capital Program – Progress To Date

Bus Rapid Transit Projects:

- Yonge Street, Richmond Hill Centre to Major Mackenzie Drive (Y2.1); Levendale Road to 19th Avenue / Gamble Road (Y2.2); and Mulock Drive to Davis Drive (Y3.2) – combined rapidway of 8.9 km to be in service by Dec.-18

- Remaining Hwy. 7 West, Richmond Hill Centre to Pine Valley Drive (H2 East and H2 West) – combined rapidway of 12.6 km to be in service by Nov.-19



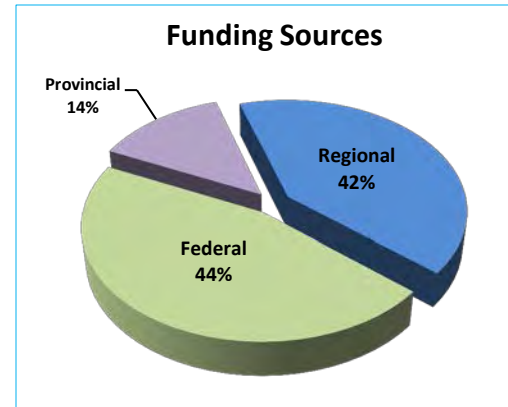
RAPIDLINK
FROM METROLINX CONSTRUCTION



2016 Multi-Year Capital and Operating Budget Regional Capital Program – Progress To Date

Facilities & Terminals Projects:

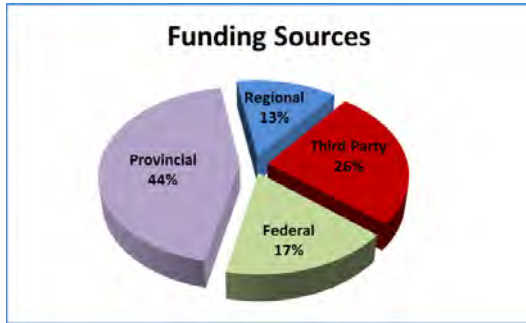
- › **Operations, Maintenance and Storage Facility (OMSF) (Headford Business Park)  ✓**
 - › In-service as of this past June, with YRT and its transit operators taking occupancy – facility has 4 major components:
 - › Administrative Building
 - › Storage Garage
 - › Repair Garage
 - › Wash Bay



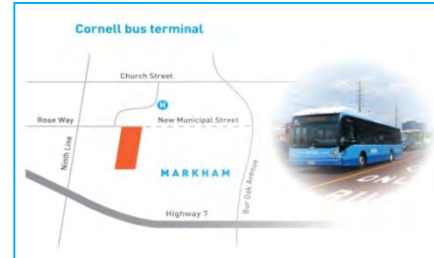
2016 Multi-Year Capital and Operating Budget Regional Capital Program – Progress To Date

Facilities & Terminals Projects:

- › **SmartReit-VMC Terminal** – a 9-bay bus terminal located at the new VMC subway station to be in service with the opening of TYSSE



- › **Cornell Terminal** – an 11-bay bus terminal located in the vicinity of Markham-Stouffville hospital in the City of Markham to be in service by end of 2017



- › **Park 'n' Ride Facilities** in support of the Rapid Transit system
 - › Davis Dr. Park 'n' Ride facility located at Davis Dr./Hwy. 404
 - › Warden Park 'n' Ride facility located at Warden Ave./Enterprise Blvd.
 - › 4 additional Park 'n' Ride facilities planned along Yonge St. and remaining Highway 7 West – locations TBD



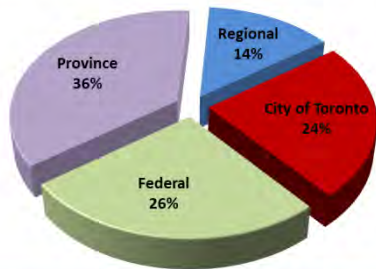
2016 Multi-Year Capital and Operating Budget Regional Capital Program – Progress To Date

Subways Projects: Toronto-York Spadina Subway Extension

› Toronto-York Spadina Subway Extension (TYSSE) – in service by Year-End 2017

- › Construction progressing at all 3 subway stations in the Region
 - › Pioneer Village
 - › 407
 - › VMC
- › Construction of the Viva concourse – the underground connection connecting the YRT/Viva-BRT network to the subway at Vaughan Metropolitan Centre to be completed in 2016 and available for service with the opening of TYSSE

Funding Sources - Total Project Cost of \$2.8 Billion

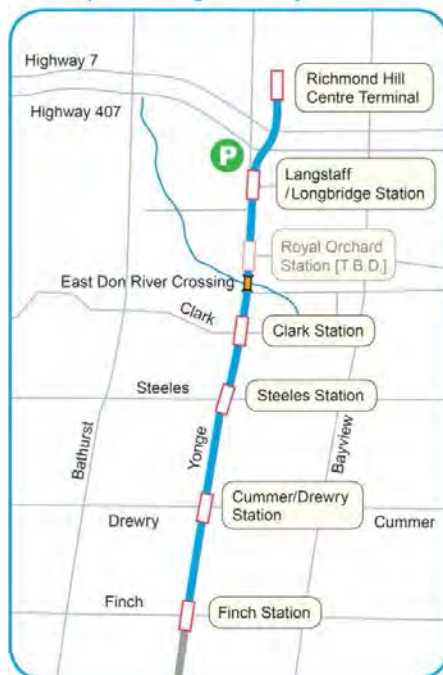


2016 Multi-Year Capital and Operating Budget Regional Capital Program – Progress To Date

New Rapid Transit Projects & Initiatives:

Yonge North Subway Extension (YNSE)

- Proposed 6.8 km extension of the YNSE, from the existing Finch Station to the Richmond Hill Centre Terminal, plus the underground train storage facility north of Richmond Hill Centre Terminal
- Advancement of the work program for the preliminary design and engineering of YNSE underway



Yonge North Subway Extension
* \$4.0B *

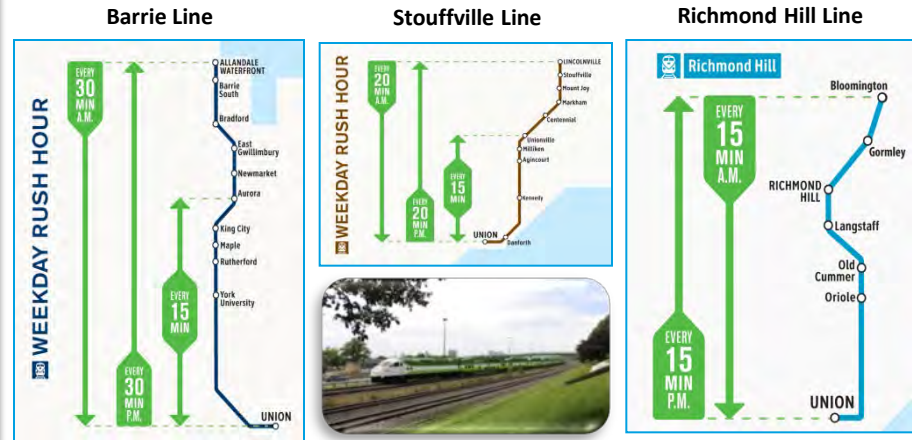


Remaining Highway 7 and Yonge St. BRT

- Remaining Hwy. 7 West (H1) – Hwy. 50 to Helen St.
- Remaining Hwy. 7 East (H4) – Unionville GO station to Cornell Terminal
- Remaining Yonge St. – 19th-Gamble Rd. to Mulock Dr. (Y3.1); Davis Dr. to Green Lane (Y3.3)
- Green Lane (G1) – Yonge St. to East Gwillimbury GO station

Remaining Highway 7 and Yonge St. BRT
* \$1.8B *

Regional Express Rail – RER



2016 Multi-Year Capital and Operating Budget Project Hand-Overs & Openings – Timelines

Year 2016 & Onwards * Capital Projects *

2018

- BRT – Yonge St., from Highway 7 to 19th Ave.; from Mulock Dr. to Davis Dr.
- F&T – SmartReit-VMC Terminal
- Park 'n' Ride – Warden Jug Handle

2015

- BRT – Davis Dr., from Yonge St. to Hwy. 404 ✓
- F & T – OMSF ✓
- Park 'n' Ride Facilities:
 - Davis Dr./Hwy. 404 ✓

2014 & Prior

- BRT – Enterprise Dr. ✓
- BRT – Highway 7 East, from Bayview Ave. to Warden Ave. ✓
- 53 Viva vehicles ✓

2016/2017

- BRT – Hwy. 7 West, from Bowes Rd. to Edgeley Rd.
- F & T – Cornell Terminal
- TYSSSE – Viva-BRT Concourse & Subway
 - Pioneer Village Station
 - 407 Station
 - VMC Station

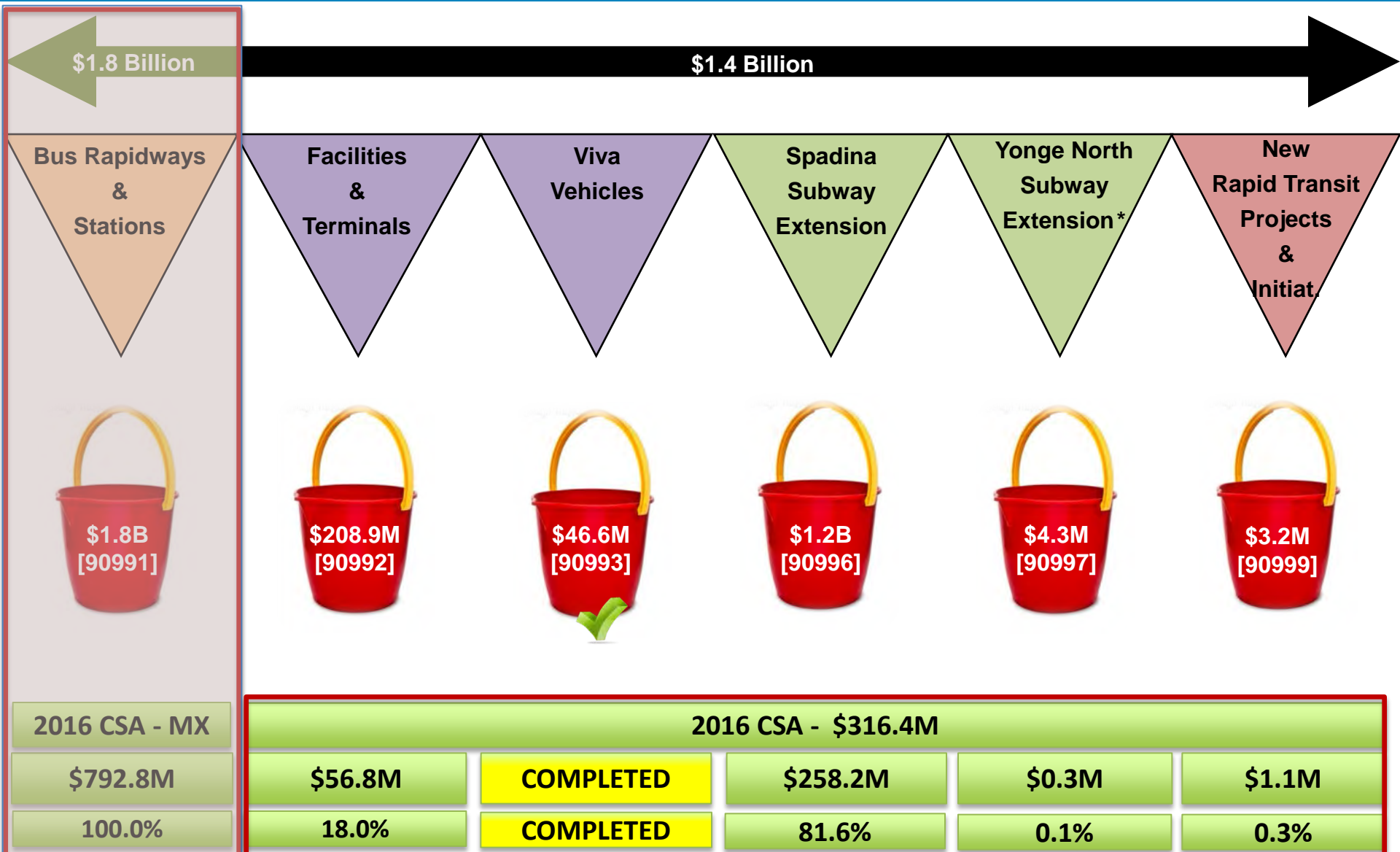
2019+

- BRT – Remaining Hwy. 7 West, from Yonge St. to Pine Valley
- Park 'n' Ride Facilities
 - 3 for Yonge St. (TBD)
 - 1 for Hwy. 7 West (TBD)

On-going work to secure funding for New Rapid Transit Projects & Initiatives

1) PE & Construction of Yonge North Subway Extension 2) Remaining Yonge Street & Highway 7 BRT 3) Other Rapid Transit Projects & Studies (e.g. RER)

2016 Multi-Year Capital and Operating Budget Project Financials – Work Programs



* Yonge North Subway Extension does not include Preliminary Engineering & Construction works – estimated to be approximately \$4.0B in 2015 dollars

2016 Multi-Year Capital Budget Regional Capital Program – \$1.4 Billion



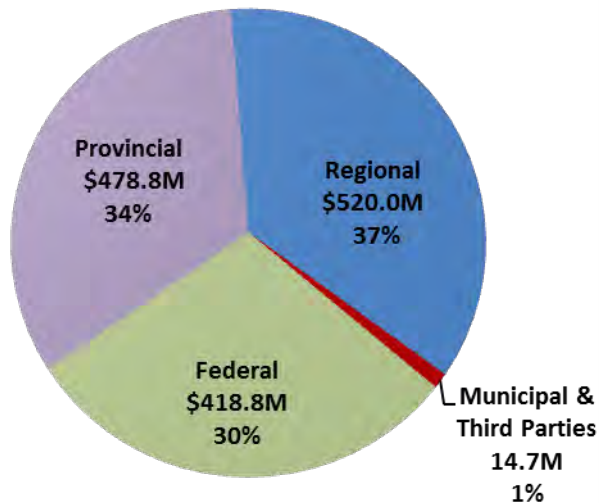
Regional Capital Program – \$1.4B

Overview of Program – Budget & Financials

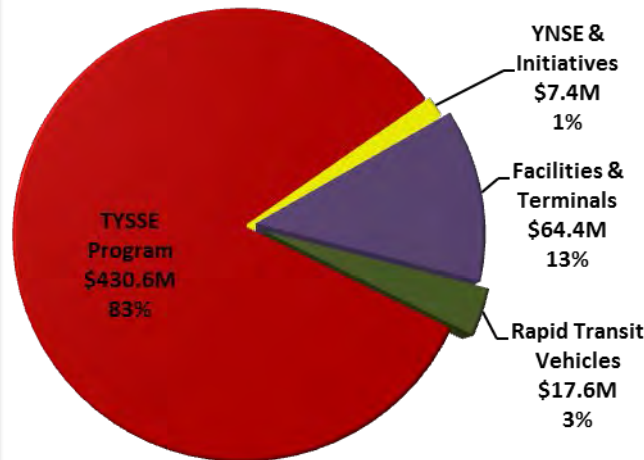
Regional Capital Program considers projects partially or fully funded by the Region

- › 2016 10-Year Capital Plan @ \$326.9M
- › 2016 Capital Spending Authority @ \$316.4M
- › 2016 Capital Expenditures @ \$165.1M

Funding Sources – \$1.4 billion



Region's Contribution of \$520.0M



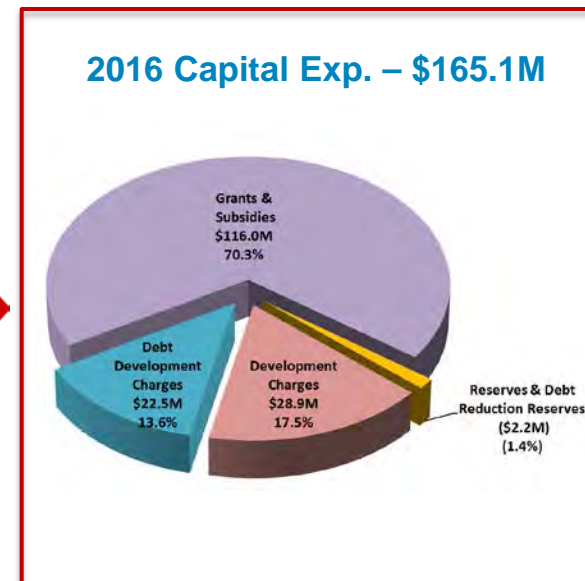
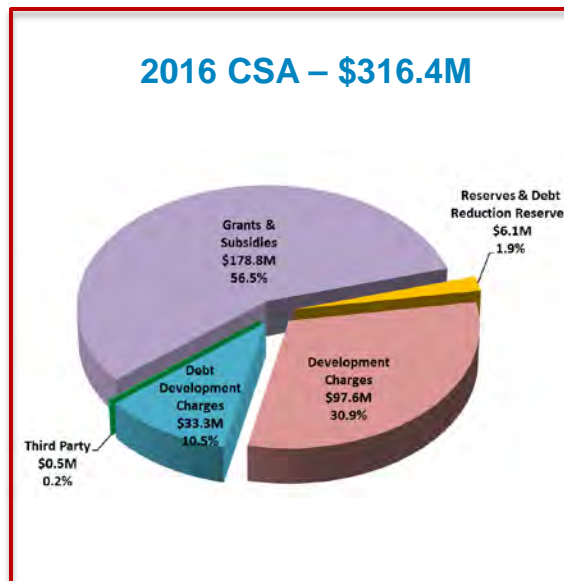
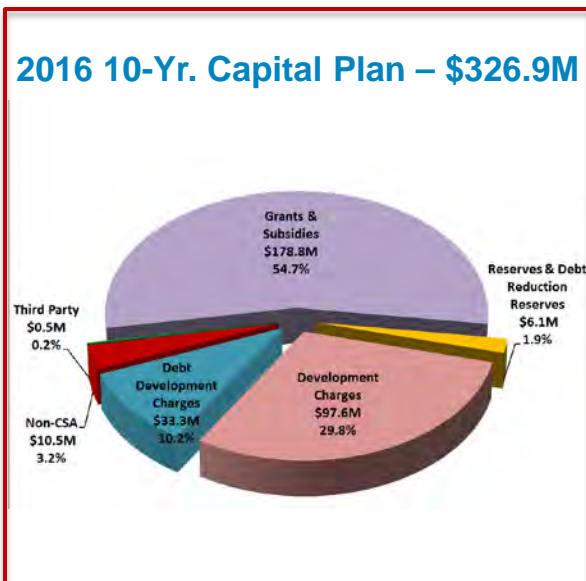
Region's Funding - \$520.0M -	
Dev. Charges - \$238.7M (46%)	
Reserves - \$53.7M (10%)	
< 2015: \$188.6M	
2016+: \$103.8M	
Debt - Dev. Charges - \$166.6M (32%)	
Debt - Tax Levy - \$61.0M (12%)	
< 2015: \$194.3M	
2016+: \$33.3M	

Regional Capital Program – \$1.4B

Overview of Program – Budget & Financials

Regional Capital Program – combination of funding from Senior Levels of Government (Federal & Provincial); the Region; and Local Municipalities & Third Parties

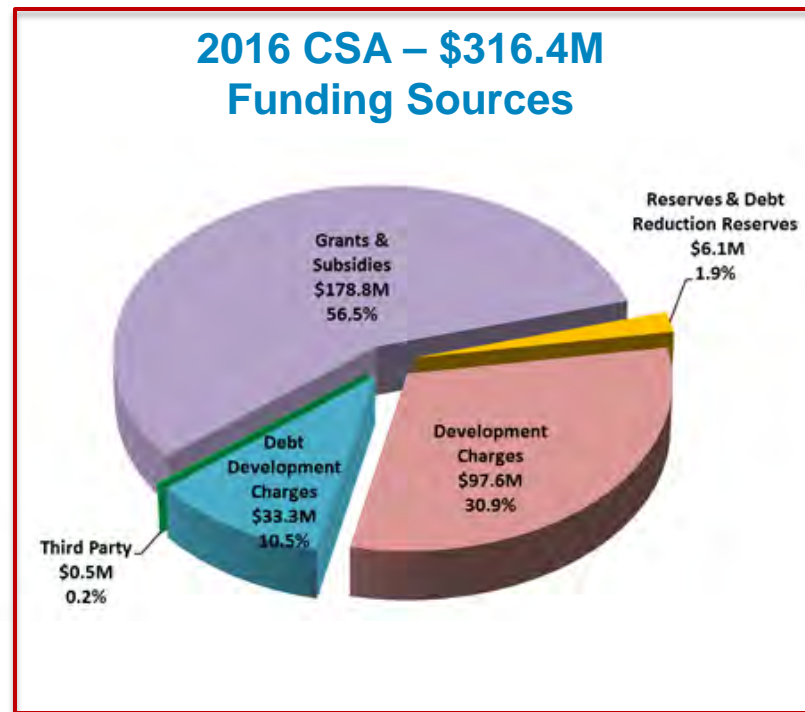
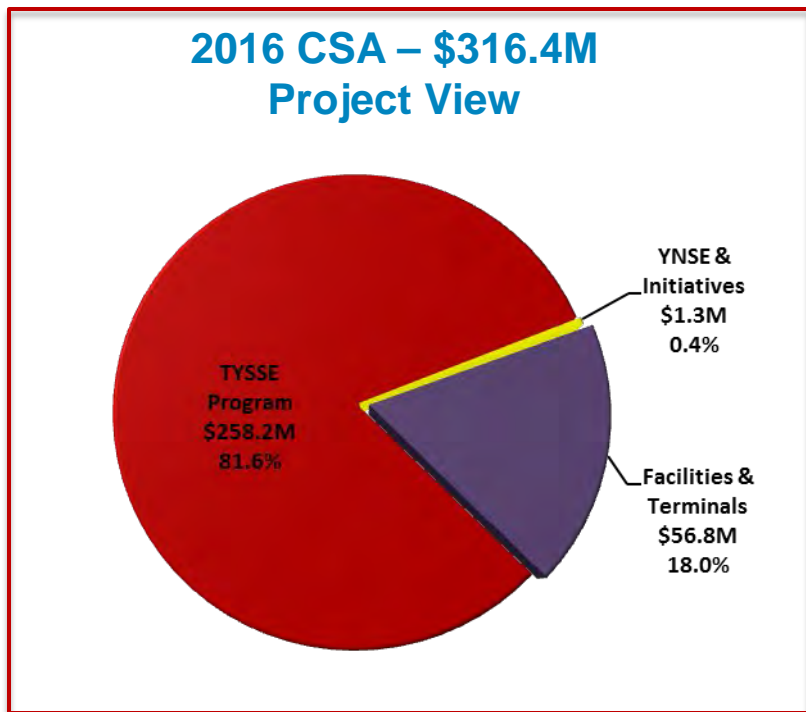
Capital Budget	\$ Millions
Ten-Year Capital Plan	\$326.9
2016 Capital Spending Authority	\$316.4
2016 Capital Exp.	\$165.1



Regional Capital Program – \$1.4B

Overview of Program – 2016 Capital Spending Authority (CSA)

2016 Capital Spending Authority (CSA) – \$316.4M



YRRTC's 2016 Capital Spending Authority of \$316.4M is mostly driven by the TYSSE project

Regional Capital Program – \$1.4B

Overview of Program – 2016 Capital Spending Authority (CSA)

Regional Capital Program of \$1.4B – Project View:

(In \$ Millions)

Facilities
&
Terminals

TYSSE

Rapid
Transit
Initiatives

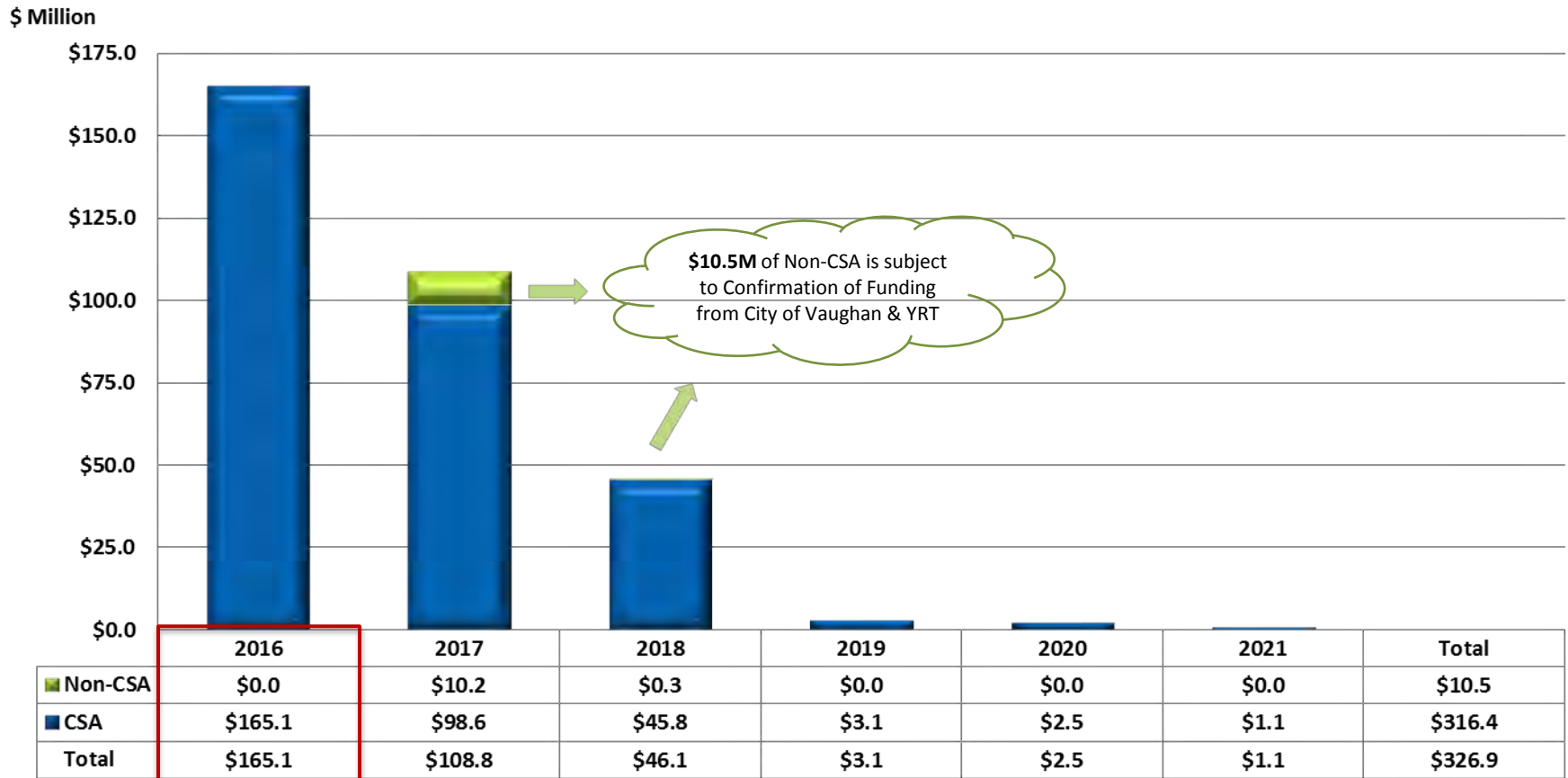
Project	Overall Project Costs	2016 CSA	2016 CSA %
OMSF	\$136.6	\$0.7	0.2%
Cornell Terminal	\$31.8	\$22.0	6.9%
SmartReit-VMC Terminal	\$41.1	\$24.5	7.8%
Park 'n' Ride Facilities	\$9.9	\$9.6	3.0%
Facilities & Terminals Total	\$219.4	\$56.8	18.0%
BRT Buses	\$46.6	\$0.0	0.0%
TYSSE - Construction	\$1,114.0	\$241.8	76.4%
TYSSE - BRT Concourse	\$14.0	\$4.5	1.4%
TYSSE - Capacity Buy-In & Downsview	\$30.0	\$10.0	3.2%
TYSSE - Fare Equipment	\$2.3	\$2.0	0.6%
TYSSE Total	\$1,160.3	\$258.2	81.6%
YNSE - Yonge North Subway Extension	\$4.3	\$0.3	0.1%
BRT/LRT Studies	\$3.2	\$1.1	0.3%
Initiatives Total	\$7.5	\$1.3	0.4%
Grand Total	\$1,433.8	\$316.4	100.0%



Regional Capital Program – \$1.4B

Overview of 2016 CSA – Cash Flow

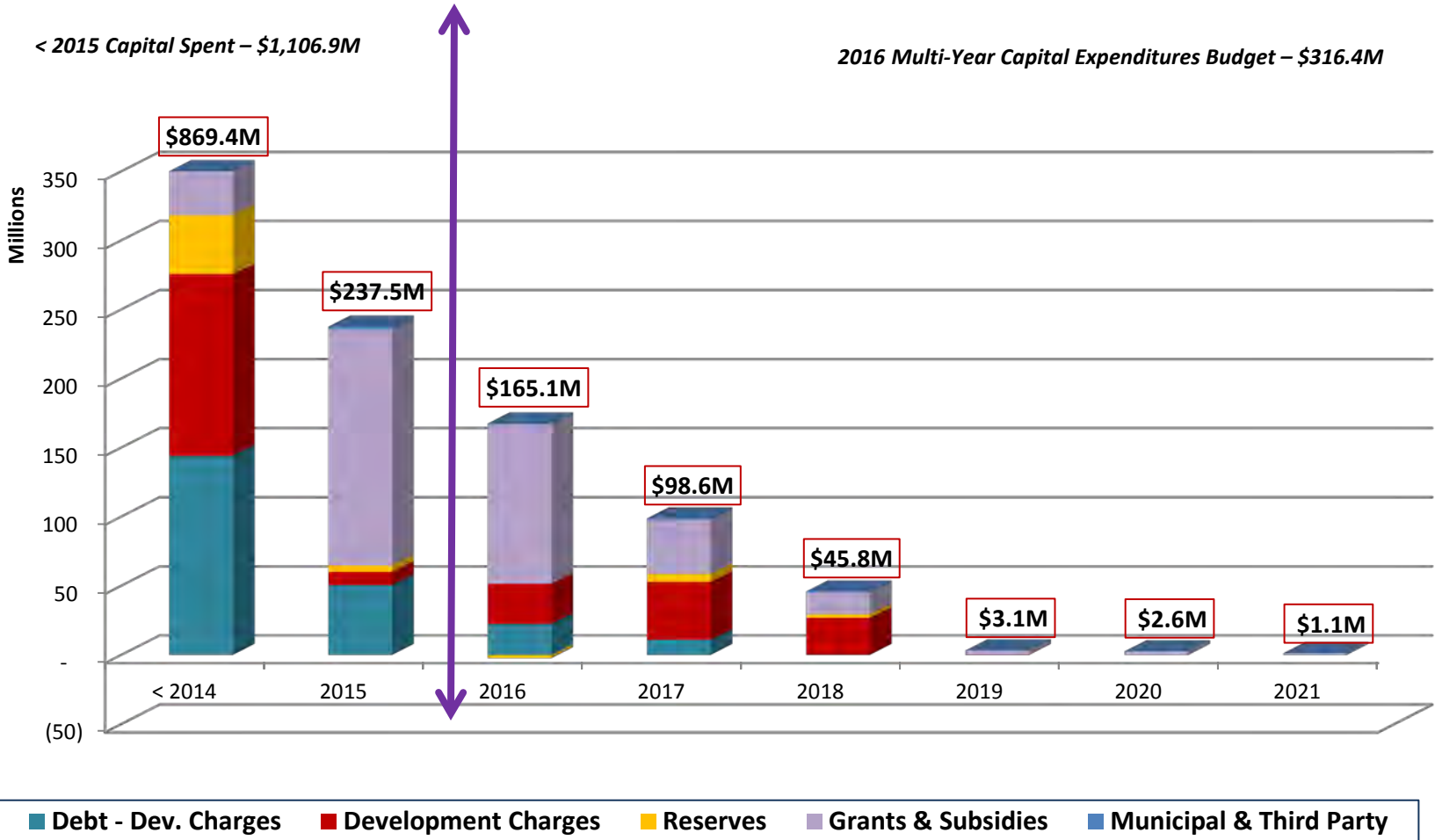
Regional Capital Program – 2016 Capital Spending Authority of \$316.4M, in which \$165.1M will be expended in the Year 2016



Regional Capital Program – \$1.4B

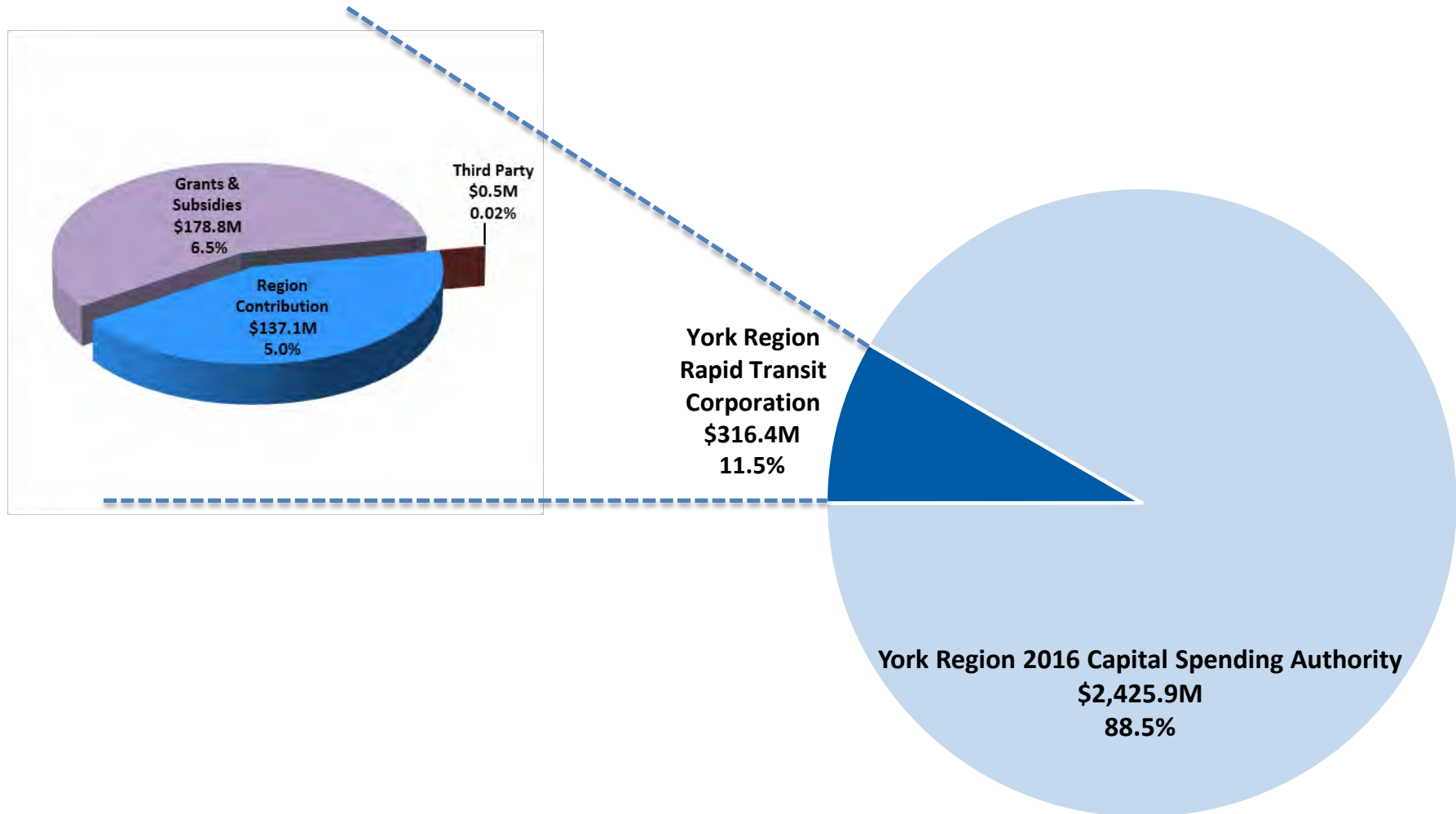
Overview of 2016 CSA – Funding Sources

Regional Capital Program – 2016 Capital Spending Authority of \$316.4M by source of funding



Regional Capital Program – \$1.4B

Overview of 2016 CSA – Share of York Region



YRRTC's Capital Spending Authority of \$316.4M represents 11.5% of the Region's 2016 Capital Spending Authority

2016 Multi-Year Operating Budget

Operating Expenditures Budget – \$7.9 Million



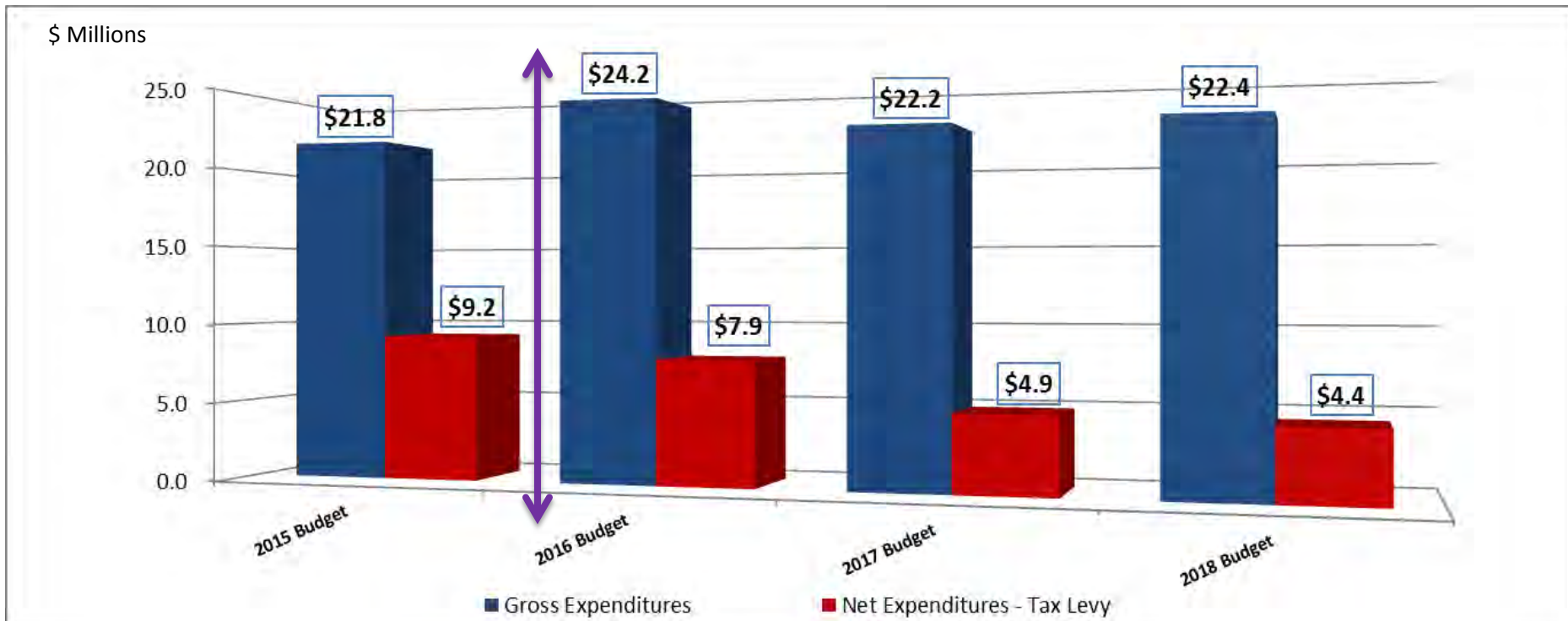
Operating Expenditures Budget & Outlook

Overview of Expenditures – Years 2016-2018

Gross Operating Expenditures of \$24.2M; Net Operating Expenditures Budget of \$7.9M in Year 2016

- › YRRTC Staff & Administrative costs – organization of 80 FTEs, 83% are recoverable from the Metrolinx and Regional Capital Programs
- › Financing Charges – includes Debt Principal Repayments and Interests
- › Revenues – includes Development Charges and Federal Gas Tax Revenues

2015-2018 Operating Expenditures – Gross & Net



Operating Expenditures Budget & Outlook

Overview of Expenditures – Years 2016-2018

Net Operating Expenditures Budget in Year 2016 is @ \$7.9M, decrease of \$1.3M year-over-year with Financing Costs & Revenues

Operating Budget (\$ Millions)	2015	2016	2017	2018
Gross Expenditures *	\$21.8	\$24.2	\$22.2	\$22.4
Non-Tax Revenues	(\$12.6)	(\$16.3)	(\$17.3)	(\$17.9)
Net Expenditures	9.2	7.9	4.9	4.4
vs. Year-over-Year Increase/(Decrease)	(21.5%)	(14.5%)	(38.2%)	(8.7%)
vs. 2015 Approved Outlook	0.0%	(0.4%)	(1.1%)	(0.6%)

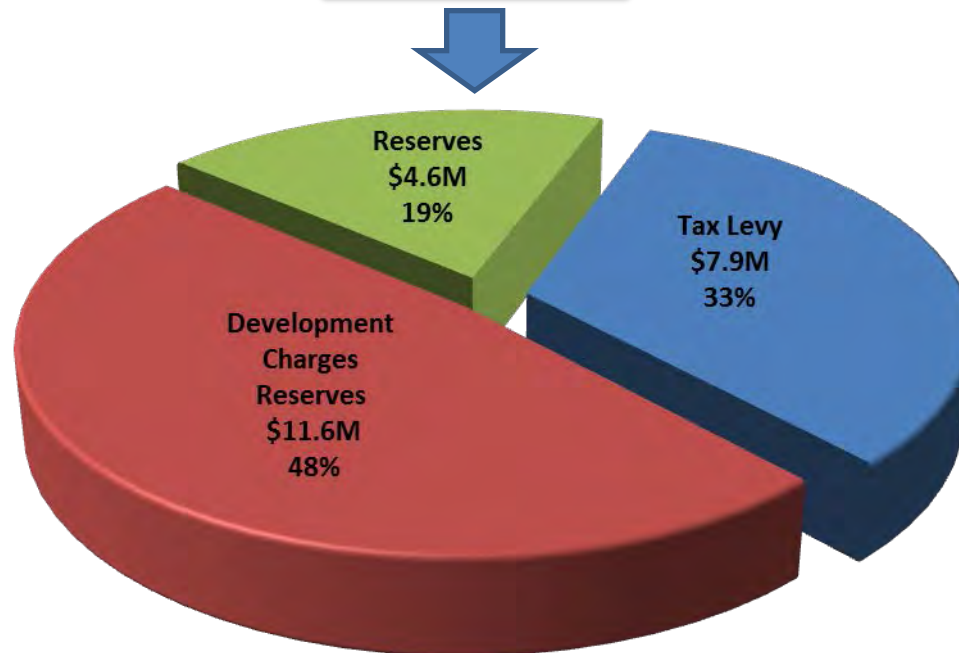
* Gross Operating Expenditures are net of recoveries from the Metrolinx & Regional Capital Programs

YRRTC's Net Operating Expenditures Budget for the Year 2016 and Outlook for the Years 2017 and 2018 are within the Outlook approved as part of the 2015 to 2018 Budget

Operating Expenditures Budget & Outlook

Overview of Expenditures – Years 2016-2018

\$ Million	2016	2017	2018
Tax Levy	\$7.9	\$4.9	\$4.4
Development Charges Reserves	\$11.7	\$12.6	\$13.3
Reserves	\$4.6	\$4.7	\$4.7
Total Funding Sources	\$24.2	\$22.2	\$22.4



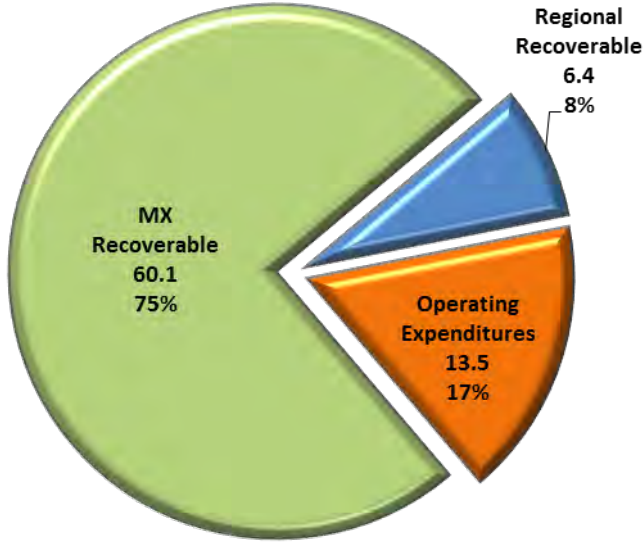
Tax Levy funds only one third of YRRTC's total expenditures – the rest of the funding largely comes from draws from the development charge reserves which is used to repay debt

Operating Expenditures Budget & Outlook

Overview of Headcount – Years 2016-2018

	2015	2016	2017	2018	2019
2016-2018 Budget Headcount	76	80 ↑	80 →	80 →	80 →

2016 Headcount Breakdown



› 4 additional TFTs requested for the Year 2016 – fully recoverable from the Metrolinx Capital Program

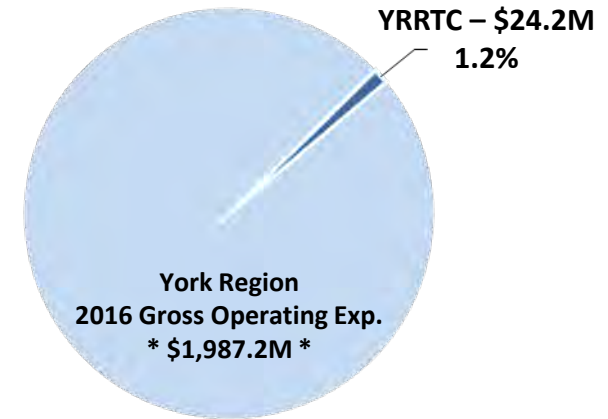


Operating Expenditures Budget & Outlook

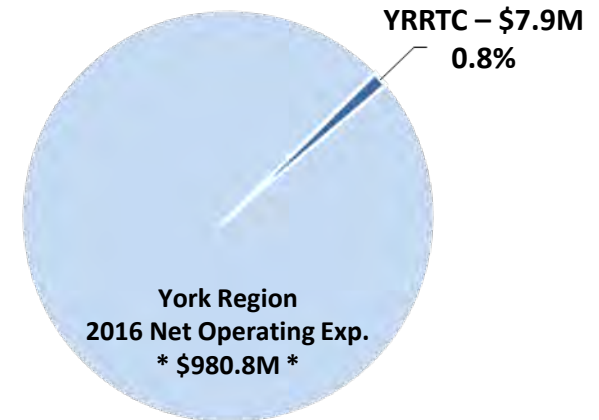
Overview of Expenditures – Share of Region



Gross Operating Expenditures



Net Operating Expenditures



Regional Capital Program – \$1.4B

Overview of 2016 Capital & Operating Expenditures

2016 Regional Capital Program

	\$ Millions
10-Year Capital Plan - 2016 & Onwards	\$ 326.9
Less: 2017 CSA Additional Scope of Work	\$ (10.5)
Cornell Terminal: YRT -F&E, Fare Equipment, others	\$ (0.5)
SmartReit-VMC Terminal: YRT - F&E, Fare Equipement, others	\$ (1.0)
SmartReit-VMC Terminal: City of Vaughan - Millway Road	\$ (9.0)
Total Capital Spending Authority - 2016 & Onwards	\$ 316.4
Facilities & Terminals	14.7
Viva Buses	-
Toronto-York Spadina Subway Extension	149.8
Transport Upgrades & Initiatives	
Yonge North Subway Extension, Conceptual Design & TPAP	0.2
BRT / LRT Rapidway Studies	0.3
Total Capital Budget - 2016	\$ 165.1
YRRTC Staff & Admin. Costs	3.6
YR Shared Services - per Dedicated Charges Agreements	0.3
Sub-Total: Gross Operating Exp.	3.9
Offset by Recoveries to Capital Programs	(1.5)
Sub-Total: Net Operating Exp. before Financing Costs / Rev.	2.5
Financing Costs - Debt Repayments and Interests	21.7
Offset by Revenues	(16.3)
Sub-Total: Net Financing Costs after Revenues	5.4
Total Operating Expenditures (Tax Levy) - 2016	\$ 7.9

Regional Council Approval

2016 Metrolinx Capital Program

	\$ Millions
10-Year Capital Plan - 2016 & Onwards	\$ 792.8
Total Capital Spending Authority - 2016 & Onwards	\$ 792.8
Enterprise Dr.	-
H3 - South Town Centre to Warden Ave.	0.8
D1 - Davis Drive, Yonge St. to Hwy. 404	1.9
H2-VMC - Hwy. 7 West, from Bowes Rd. to Hwy. 400	48.2
Y2.1 / Y2.2 / Y3.2 - Yonge St.	111.8
H2 - Remaining Hwy. 7 West	28.0
H3.4 - Remaining Enterprise Dr.	1.1
Total Capital Budget - 2016	\$ 191.8
YRRTC Staff & Admin. Costs	9.8
YR Shared Services - per Dedicated Charges Agreements	5.0
Sub-Total: Gross Operating Exp.	14.8
Offset by Recoveries to Capital Programs	(14.8)
Sub-Total: Net Operating Exp. before Financing Costs / Rev.	-
Financing Costs - Debt Repayments and Interests	-
Offset by Revenues	-
Sub-Total: Net Financing Costs after Revenues	-
Total Operating Expenditures (Tax Levy) - 2016	\$ -

YRRTC Board of Directors Endorsement

- 1. The Committee of the Whole recommends the Budget as submitted for York Region Rapid Transit Corporation as follows :**
 - a) The 2016 Operating Budget and the outlook for 2017 and 2018, as summarized in Attachment 1
 - b) The 2016 Capital Spending Authority, as summarized in Attachment 2

- 2. That the recommended Budget be consolidated by the Treasurer for consideration by Council on December 17, 2015**

