

York Region Rapid Transit Corporation



..... then



..... now

YRRTC – Committee of Whole | February 19, 2015
Newmarket – Administrative Building, Council Chambers

VIVANEXT
be moved

Overview – Rapid Transit Infrastructure in Progress

* Funded Capital Program – \$3.2B



Buses

2014



2015

Operations, Maintenance & Storage Facility

2015



Newmarket

2017



Cornell Terminal

Legend:

- Open Rapidway
- Rapidway opening end of 2014*
- Rapidway Construction (2011-2015)*
- Rapidway Construction (2012-2016)*
- Rapidway Construction (2014-2018)*
- Rapidway Construction (2015-2019)*
- Future Rapid Transit
- Spadina Subway Extension (2011-2016)*
- Proposed Yonge Subway Extension
- GO Transit Rail Lines
- Park 'n Ride
- OMSF

2018

2016

2014




Vaughan



Richmond Hill

2018



VMC Terminal



Markham

2019

Subject to change
Map not to scale

2015 Multi-Year Capital and Operating Expenditures Budget brought forward in two parts:

- › **Part One – the Regional Capital Program of \$1.4B seeks the necessary approvals of Regional Council**
 - › 2015 Capital Spending Authority – \$488.3M
 - › 2015 Capital Expenditures – \$155.1M
 - › 2015 Operating Expenditures – \$9.2M
 - › Decrease of 21.5% year-over-year with Financing Costs & Revenues
 - › Increase of (1.6%) year-over-year without Financing Costs & Revenues

- › **Part Two – the Metrolinx Capital Program of \$1.8B seeks the endorsement of the YRRTC Board of Directors, with the approval of Metrolinx already in place**
 - › 2015 Capital Spending Authority – \$1.0B
 - › Per approved Cash Flow submitted to Metrolinx this past October
 - › Includes recoveries of \$66.8M for Municipal & Third Party Work – of which \$48.7M is for York Region
 - › 2015 Capital Expenditures – \$224.6M
 - › 2015 Operating Expenditures – N/A

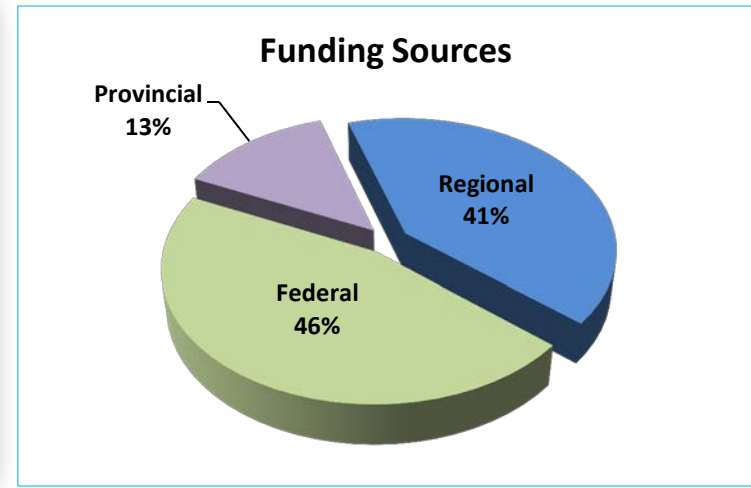
Executive Summary – Year 2014

* Accomplishments

Regional Capital Program – Facilities & Terminals

- **Operations, Maintenance & Storage Facility (OMSF)**

- › 24-acre site and 9-acre facility at Headford Business Park – Town of Richmond Hill



Substantial hand-over in Mar.-15, & going live in Sep.-15


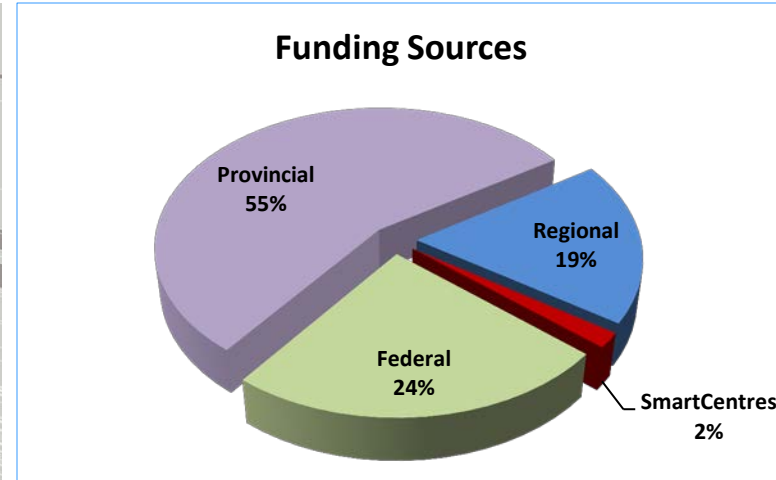

Executive Summary – Year 2014

* Accomplishments

Regional Capital Program – Facilities & Terminals

■ VMC Terminal

- › 9 Bus-Bay Terminal @ Highway 7 West & Jane St. – City of Vaughan

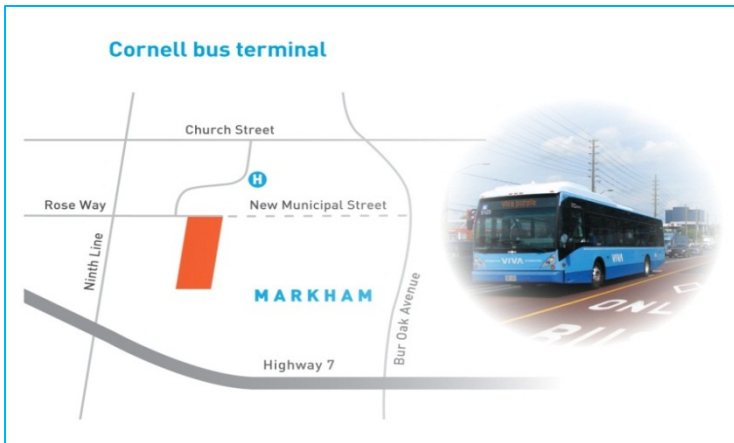


* Accomplishments

Regional Capital Program – Facilities & Terminals


▪ Cornell Terminal

- › 11 Bay-Bus Terminal located in the vicinity of Markham-Stouffville Hospital – City of Markham



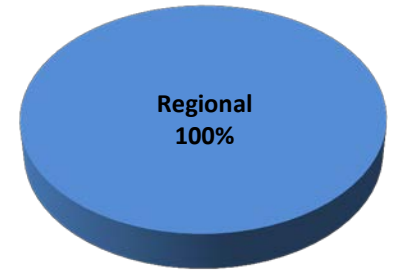
▪ Park 'n' Ride Facilities

- › In support of Bus Rapidway Transit System

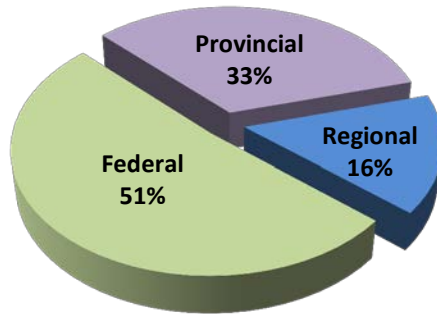


* Warden Ave. and Hwy. 407

Funding Sources



Funding Sources



* Davis Drive Commuter Parking

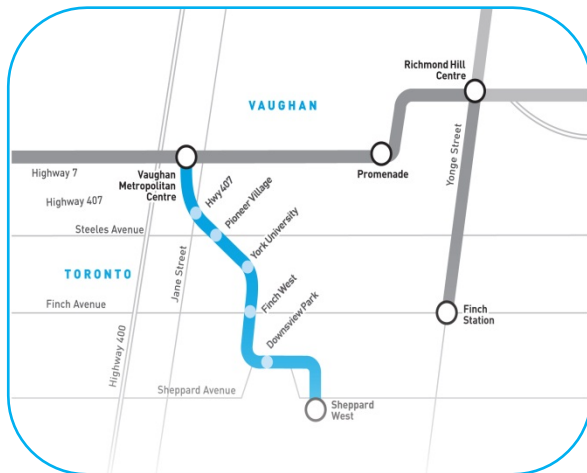

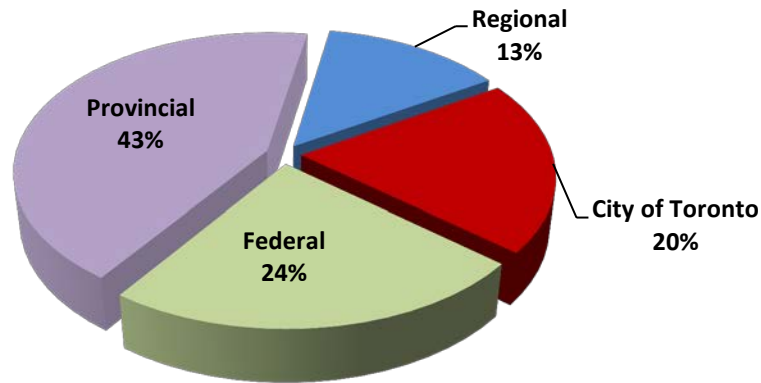
Executive Summary – Year 2014

* Accomplishments

Regional Capital Program – Subways

- Toronto–York Spadina Subway Extension (TYSSE)

Funding Sources – Total Project Cost of \$2.6 Billion



Toronto-York Spadina Subway Extension





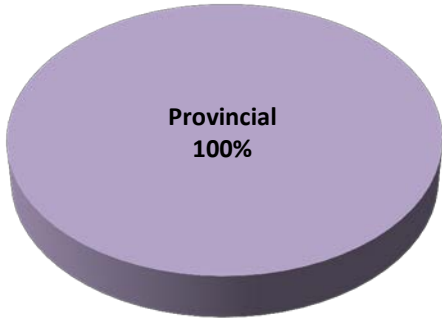
Executive Summary – Year 2014

* Accomplishments

Metrolinx Capital Program

- Highway 7 East – 6.0 km of Rapidway in service

Funding Sources



Executive Summary – Year 2014

* Accomplishments

Metrolinx Capital Program

- Davis Drive – 2.6 km Rapidway under construction

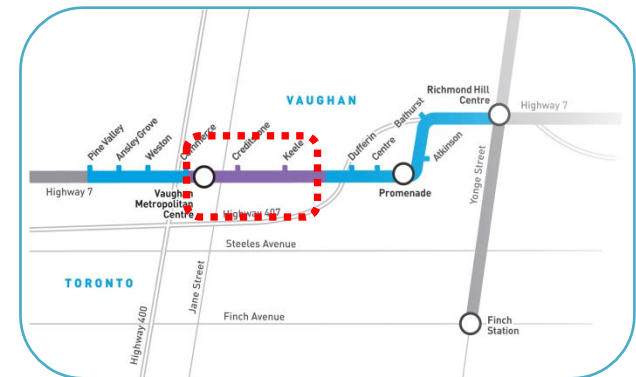
Highway 7 West

- Vaughan Metropolitan Centre (VMC) – 3.6 km Rapidway under construction



Funding Sources

Provincial
100%



Executive Summary – Year 2014

* Accomplishments

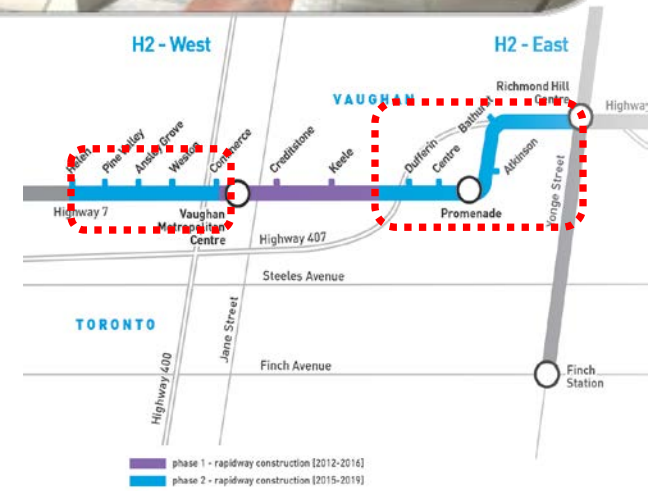
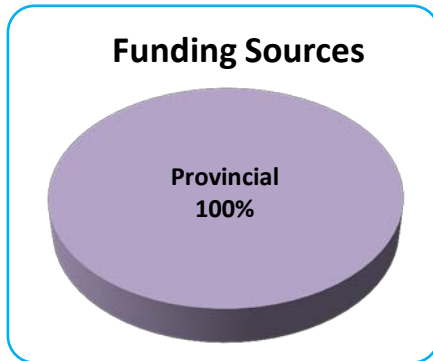
Metrolinx Capital Program

- Yonge Street – 10.1 km Rapidway under construction

- Highway 7 West from Yonge St. to Pine Valley and Enterprise Dr. from Birchmount Rd. to Kennedy Rd. – Procurement for Design-Build Finance Contract underway



RAPIDLINK
YORK RAPIDLINK CONSTRUCTORS



Executive Summary – Year 2015 & Onwards

* Project Delivery Timelines

Year 2015 & Onwards * Capital Projects *

2015

- BRT – Davis Dr., from Yonge St. to Hwy. 404
- F & T – OMSF
- Park 'n' Ride Facilities:
 - Warden Ave./Hwy. 407
 - Davis Dr./Hwy. 404

2014 & Prior

- BRT – Enterprise Dr.
- BRT – Highway 7 East, from Bayview Ave. to Warden Ave.
- 12 40-Foot Buses + 41 60-Foot Articulated Vehicles

2018

- BRT – Yonge St., from Highway 7 to 19th Ave.; from Mulock Dr. to Davis Dr.
- F&T – VMC (SmartCentres) Terminal

2016/2017

- BRT – Hwy. 7 West, from Bowes Rd. to Edgeley Rd.
- F & T – Cornell Terminal
- TYSSE – Viva-BRT Concourse & Subway
 - Pioneer Village Station
 - 407 Station
 - VMC Station

2019+

- BRT – Remaining of Hwy. 7 West, from Yonge St. to Pine Valley
- Park 'n' Ride Facilities
 - 3 for Yonge St. (TBD)
 - 1 for Hwy. 7 West (TBD)



On-going work to secure \$\$\$ for Phase 3 - Unfunded Projects

Executive Summary – Year 2015 & Onwards



* Regional Capital Program, 2015 – 2018 Budget at a Glance

Ten-Year Capital Plan **\$488.3M**

(2015 Capital Spending Authority)

Capital Budget for 2015 **\$155.1M**

Net Operating Budget for 2015 **\$9.2M**

Proposed Net Operating Budget Change

2015	2016	2017	2018
(21.5%)	(14.1%)	(37.8%)	(9.2%)

2015 Multi-Year Capital Budget

Overview of Funded Capital Programs – \$3.2 Billion



YRRTC – Enabler of rapid transit in York Region

Foundation and basis of funding are based on having the “right technology at the right time in the right place”

- › Our rapid transit plans were established in the Regional transportation plans prior to The Big Move from Metrolinx – our plans were absorbed in The Big Move and have evolved, and will continue to evolve
- › Enabled through the **York Region Rapid Transit Agreement** and **Metrolinx Master Agreement**

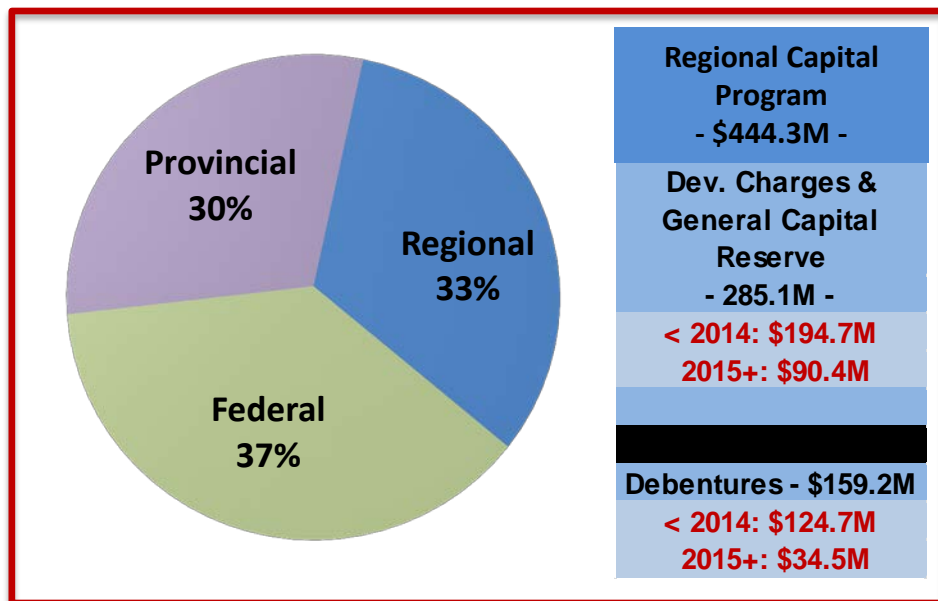
		
<p>Phase 1 [2003 - 2005]</p> <p>Quick Start launched in 2005</p> <p>[< \$200 Million]</p>	<p>Phase 2 [2009 - 2018]</p> <p>Bus Rapid Transit & Subways</p> <p>[\$3.2 Billion]</p>	<p>Phase 3 [2018 - 2031]</p> <p>Bus Rapid Transit Yonge North Subway Extension Light Rail Transit</p> <p>[TBD]</p>

Funded Capital Programs – \$3.2B

* Funding Sources & Agreements

Regional Capital Program

\$1.4 billion

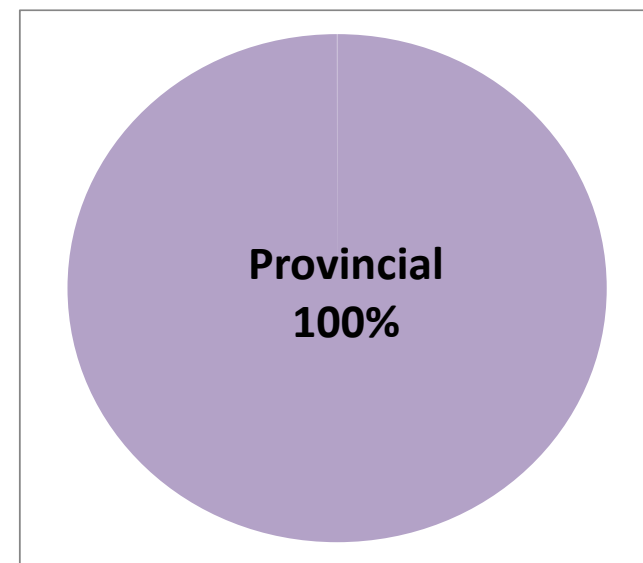


Funding Agreements:

1. QuickWins Agreement
2. Canada Strategic Infrastructure Fund (CSIF) Contribution Agreement
3. TYSSE Contribution Agreement

Metrolinx Capital Program

\$1.8 billion



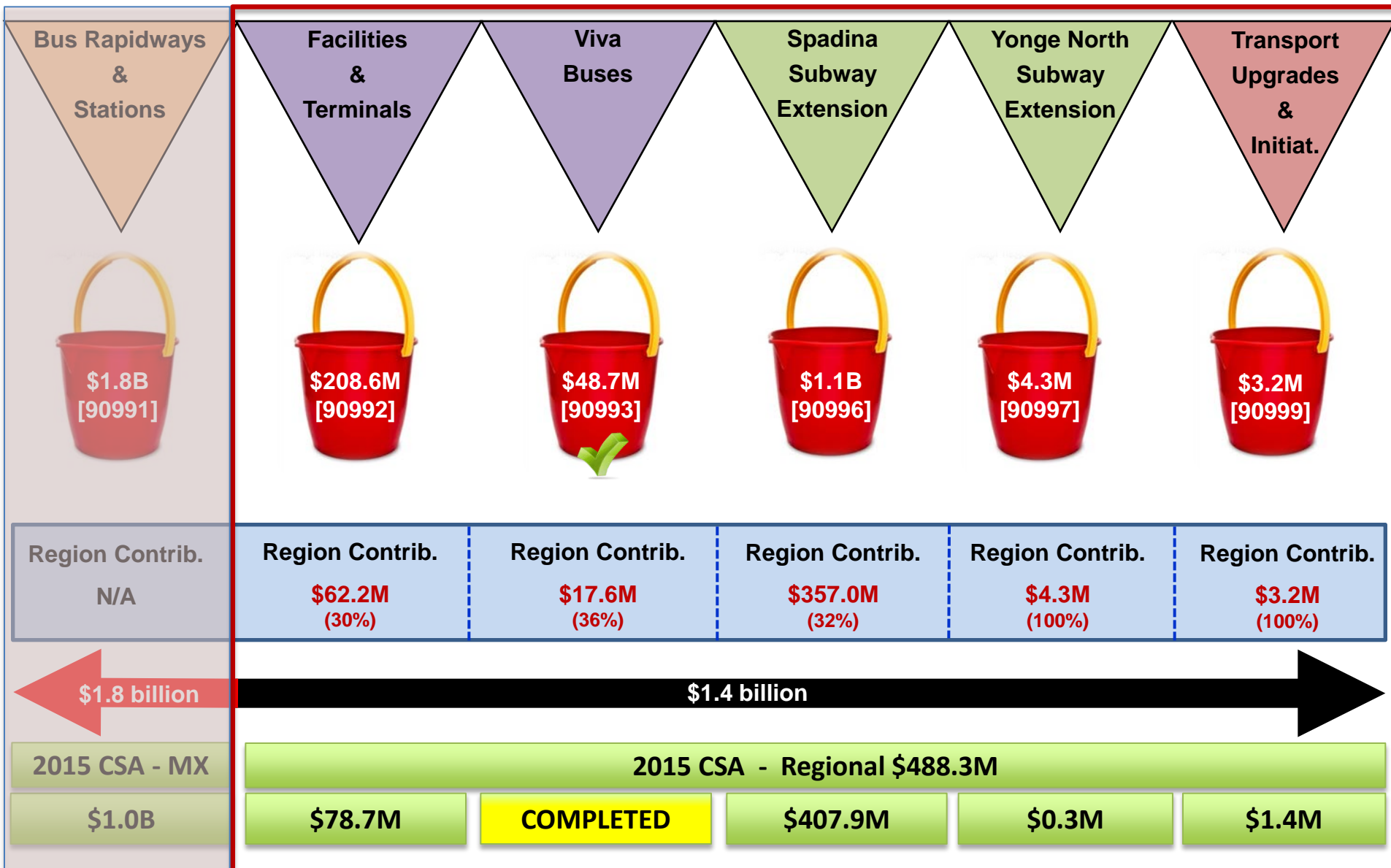
Funding Agreements:

1. QuickWins Agreement
2. Metrolinx Master Agreement

Region's Contribution – 14% of the overall \$3.2B rapid transit program

Funded Capital Programs - \$3.2B

* Breakdown of Projects - Financials



2015 Multi-Year Capital Budget Regional Capital Program – \$1.4 Billion

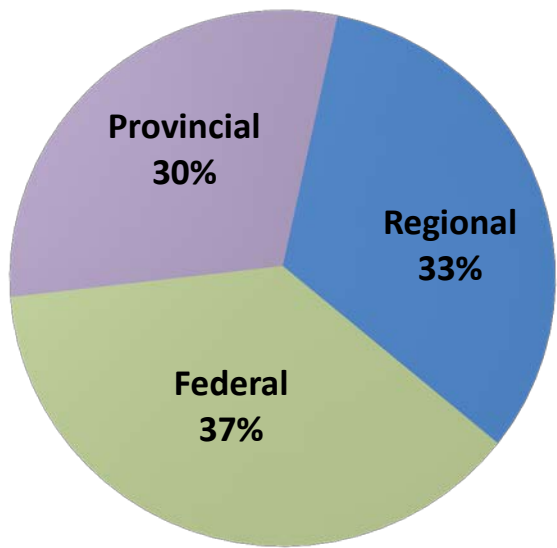


Regional Capital Program – \$1.4B

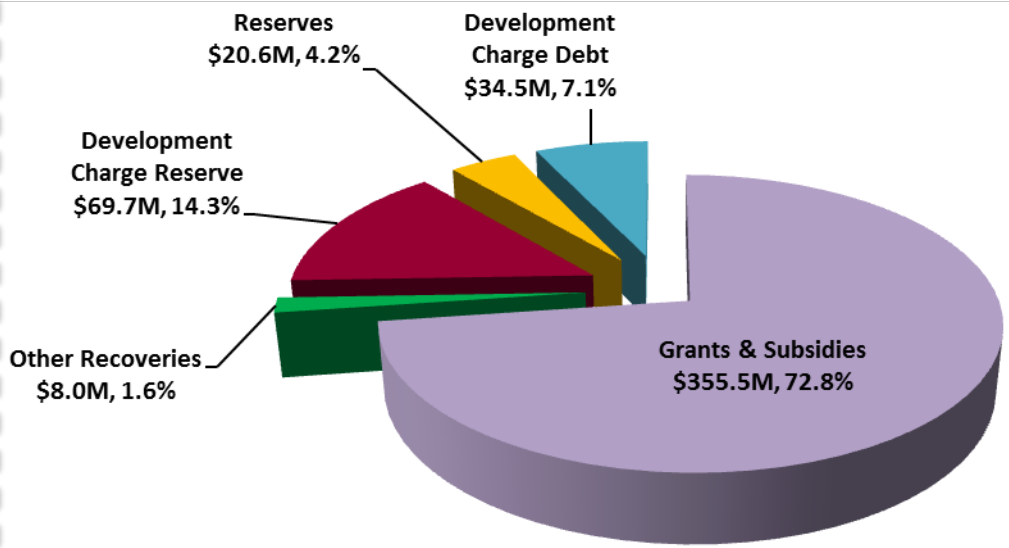
* 2015 Capital Spending Authority – Funding Sources

Out of the Regional Capital Program of \$1.4B, \$488.3M remains for 2015 and onwards - sources of funding as shown below:

Overall – \$1.4 billion



2015 CSA – \$488.3 million



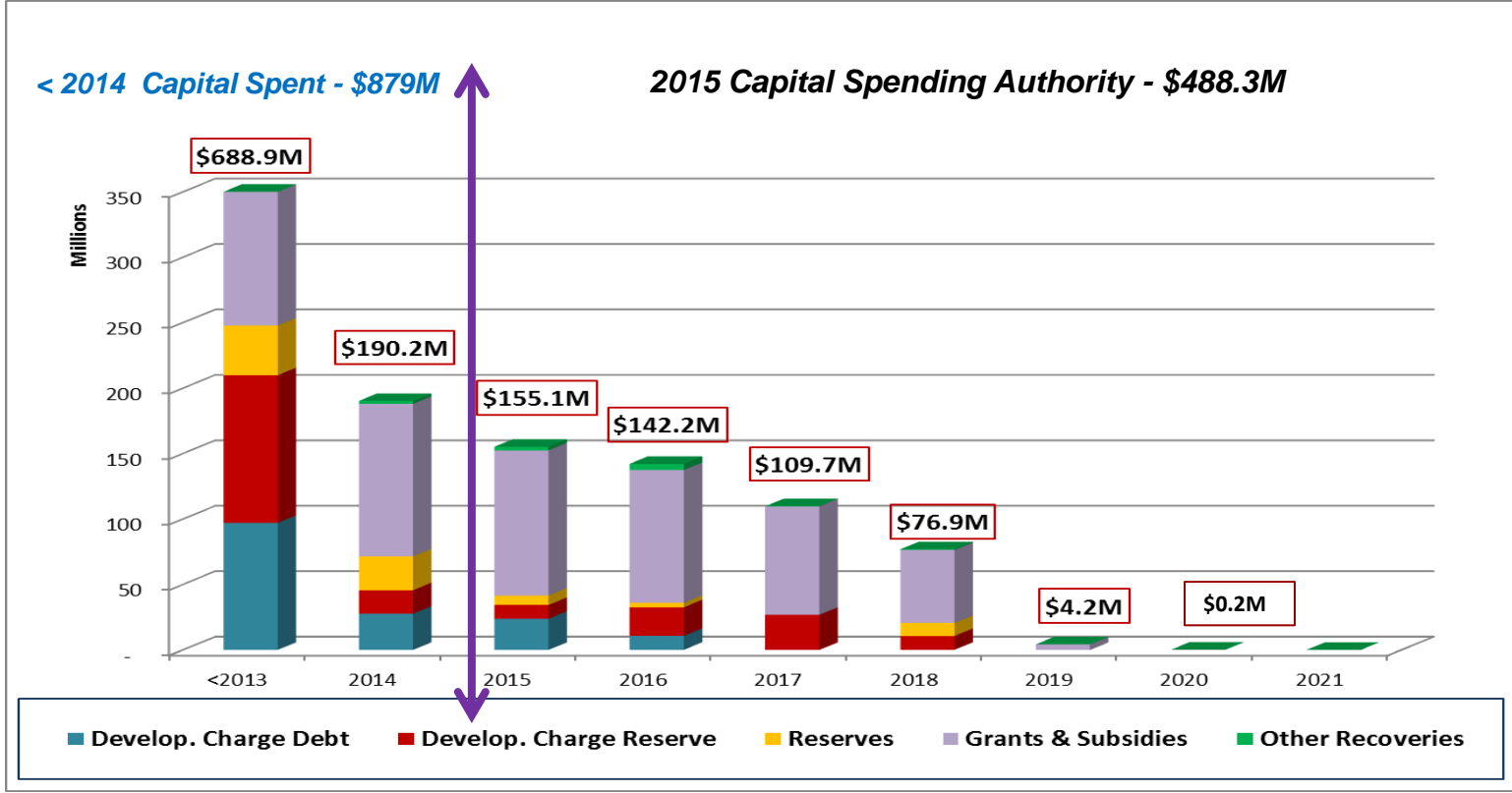
* < 2014 Capital Expenditures – \$879.1M
 => Federal – \$289.7M
 => Provincial – \$267.7M
 => Regional – \$321.7M

* 2015 Capital Spending Authority – \$488.3M
 => Federal – \$213.0M
 => Provincial – \$142.5M
 => Regional – \$132.8M [\$34.5M funded by DC Debt]

Regional Capital Program – \$1.4B



* 2015 Capital Spending Authority – Discrete Cash Flows

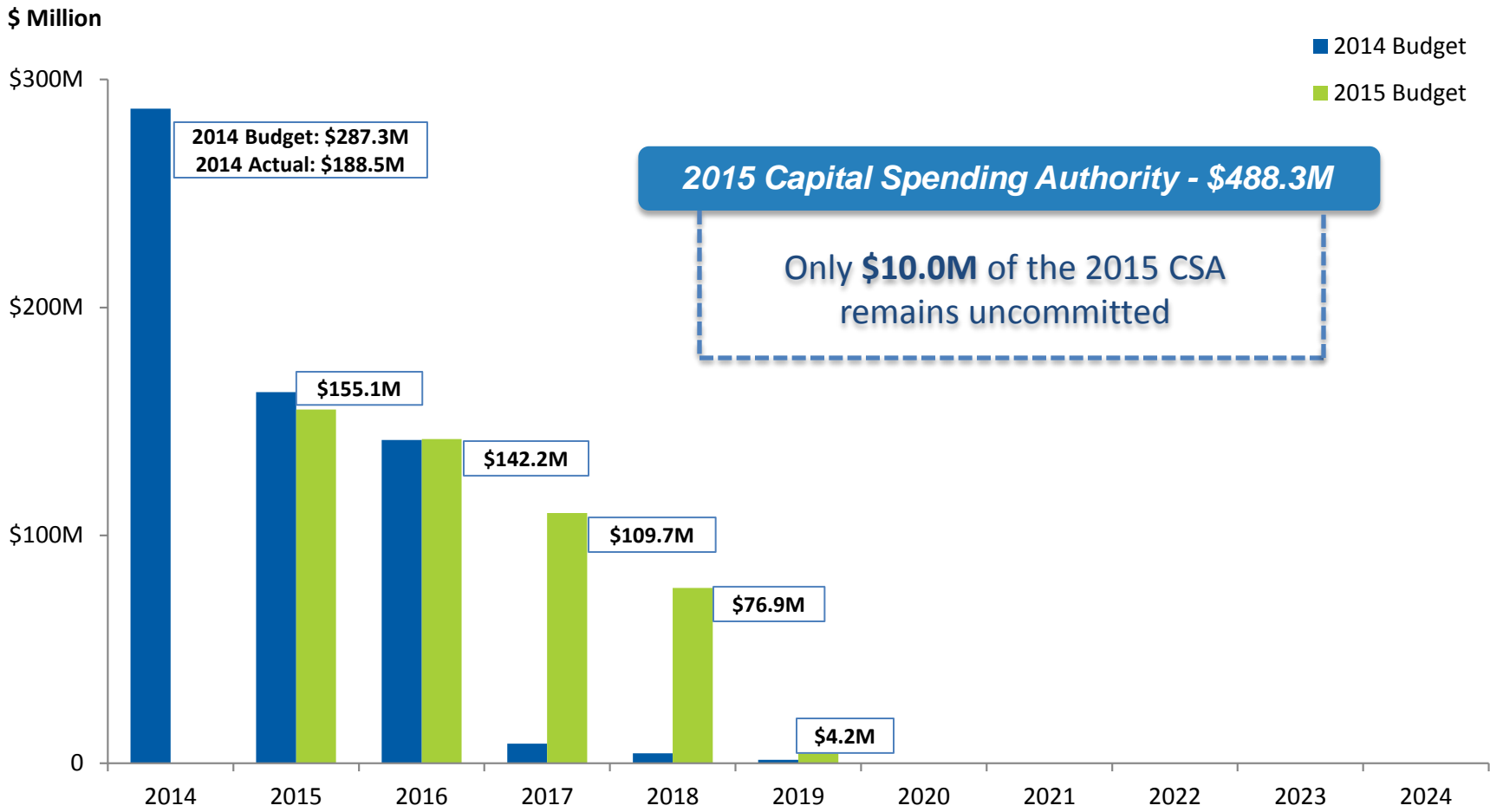


Capital Budget	\$ Millions
2015 Capital	\$155.1
Ten-Year Capital Plan	\$488.3
2015 Capital Spending Authority	\$488.3

Regional Capital Program – \$1.4B

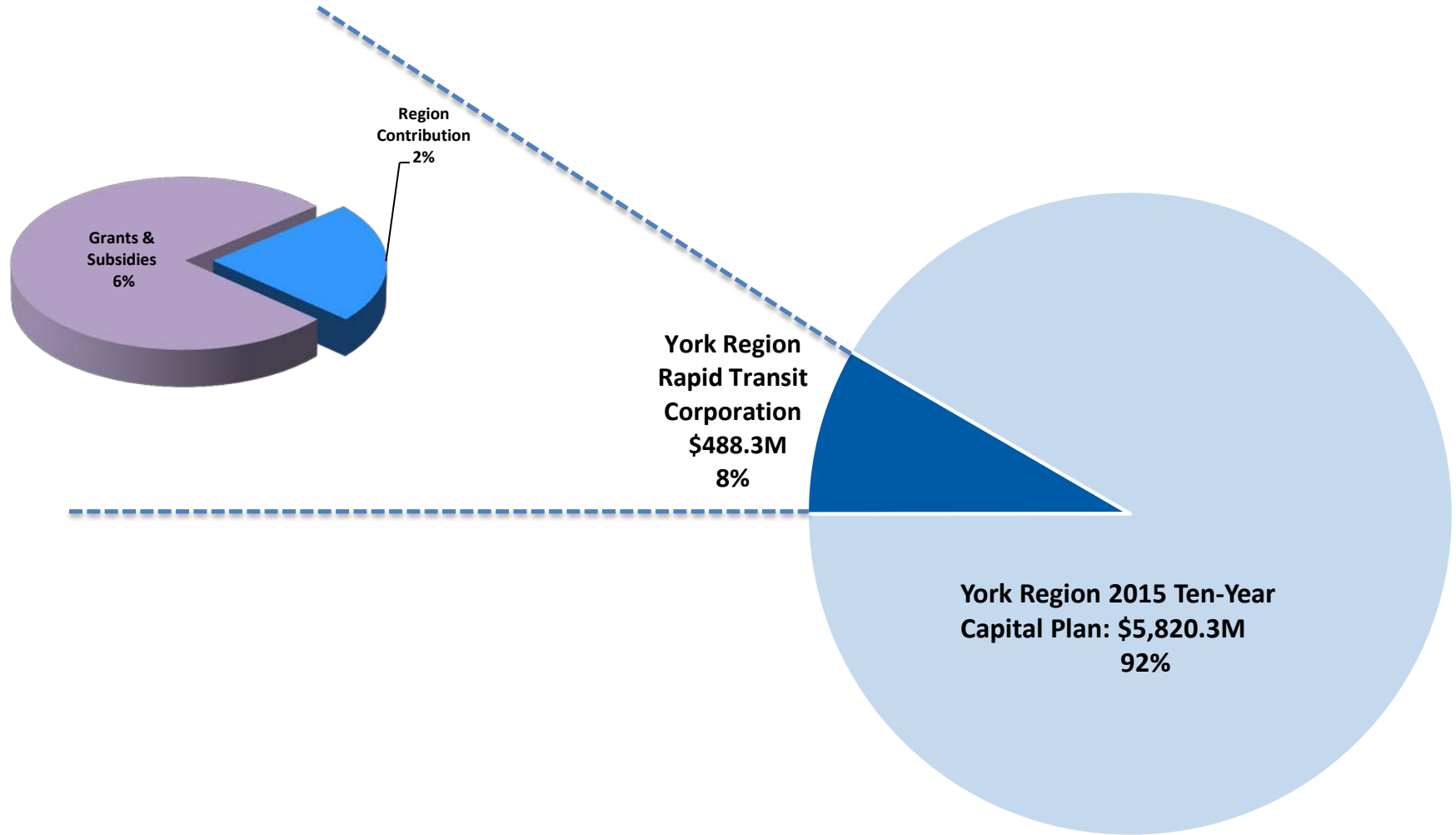


* 2015 Capital Spending Authority – Comparison vs. 2014



Regional Capital Program – \$1.4B

* 2015 Capital Spending Authority – Share of York Region



YRRTC - 8% of the total York Region 2015 Ten-Year Capital Plan

York Region 2015 Ten-Year Capital Plan does not include the remaining \$1.0 Billion of the Metrolinx Program

2015 Multi-Year Operating Budget

Operating Expenditures Budget – \$9.2 Million

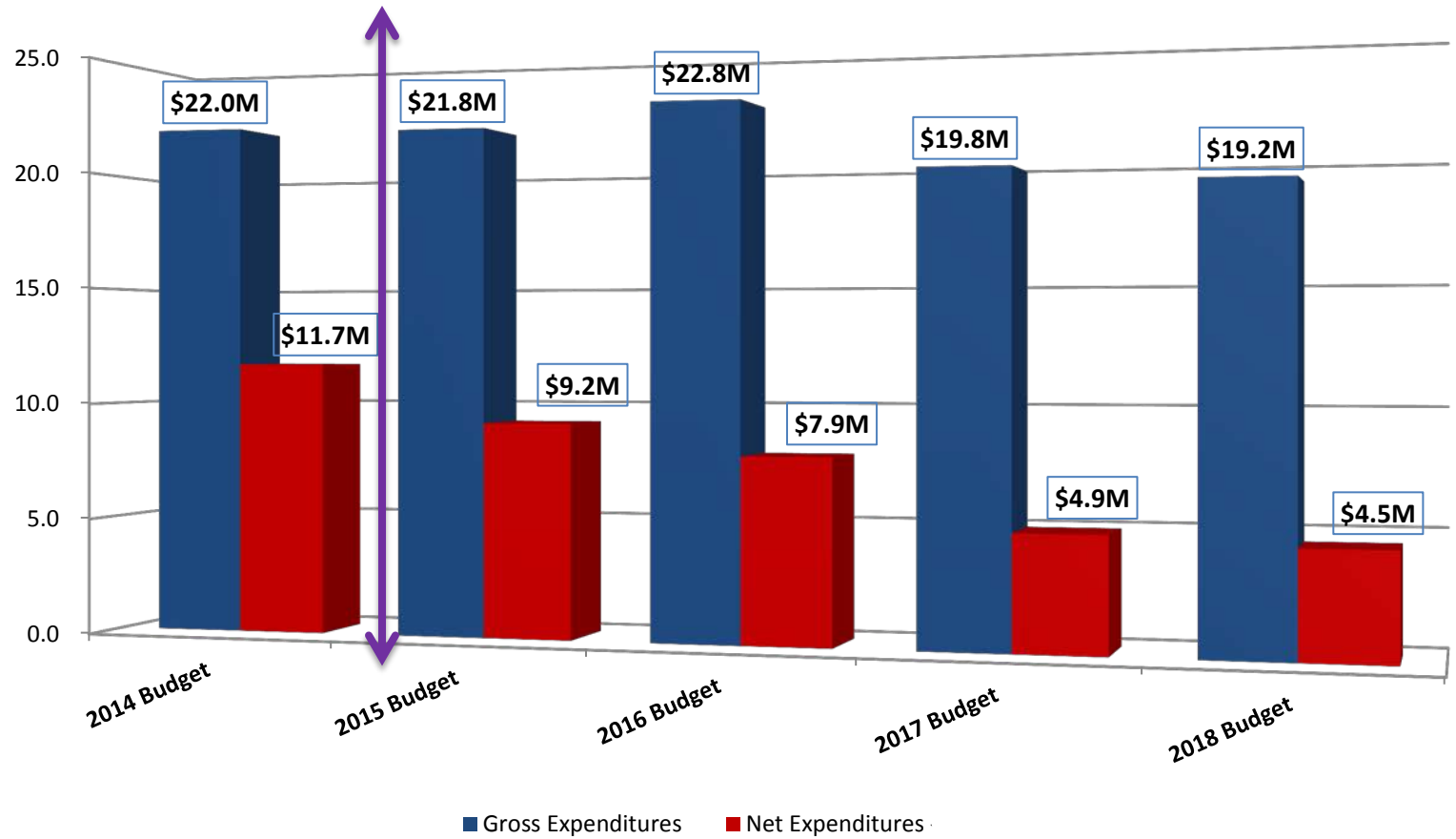


Regional Program Operating Expenditures

* 2015 – 2018 Multi-Year Operating Budget



2015-2018 Operating Expenditures – Gross & Net

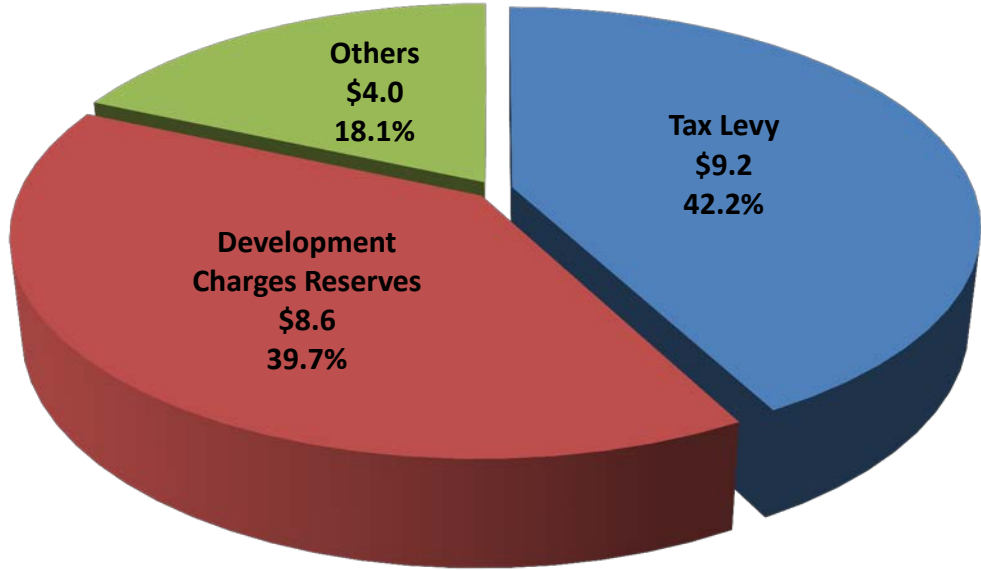


2015-2018 Multi-Year Operating Expenditures profile reflects activities related to current Funded Programs only – will change when new funded dollars are secured for future Unfunded Projects

Regional Program Operating Expenditures

* 2015 – 2018 Operating Budget Funding Sources

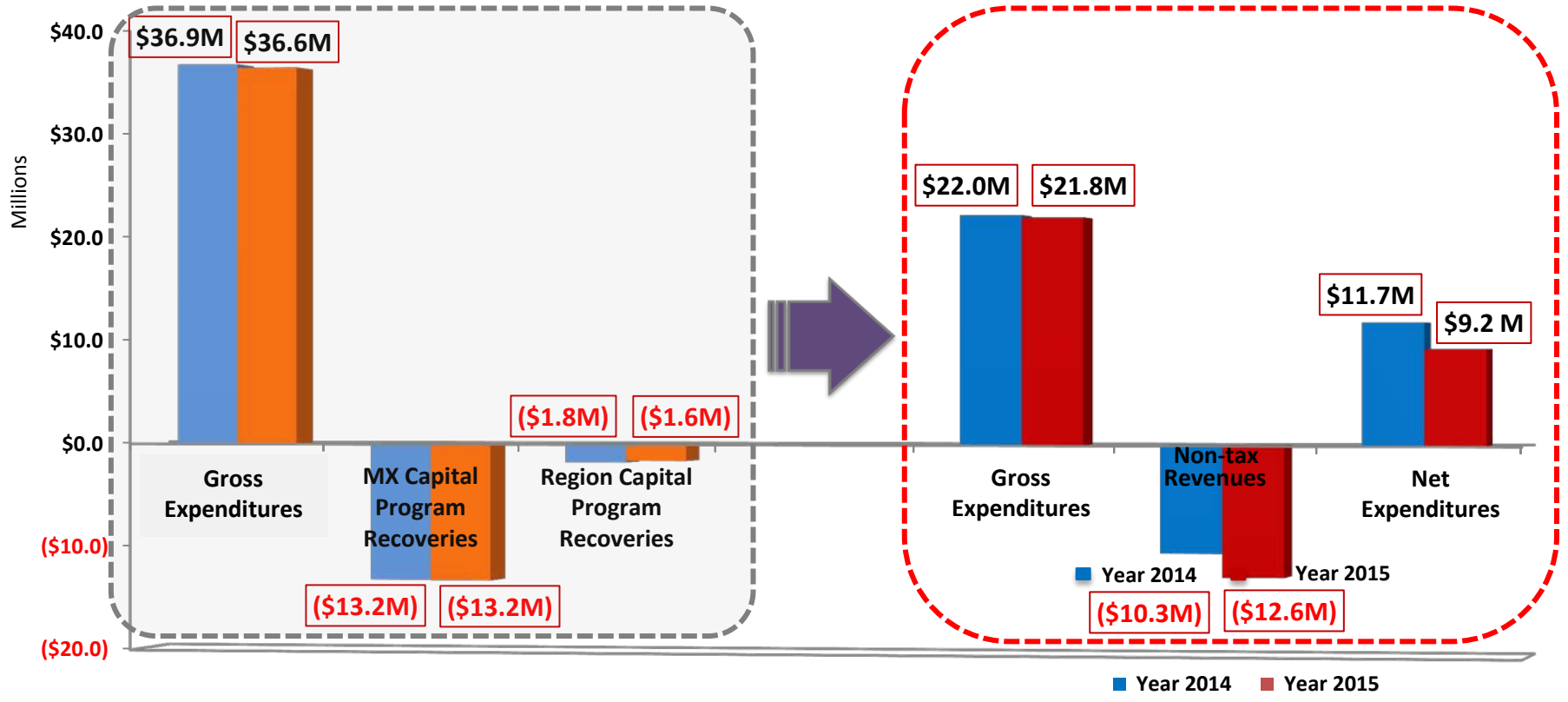
\$ Million	2015	2016	2017	2018
Tax Levy	\$9.2	\$7.9	\$4.9	\$4.5
Development Charges Reserves	\$8.6	\$10.2	\$10.2	\$10.1
Others	\$4.0	\$4.6	\$4.7	\$4.6
Total Funding Sources	\$21.8	\$22.7	\$19.8	\$19.2



Regional Program Operating Expenditures

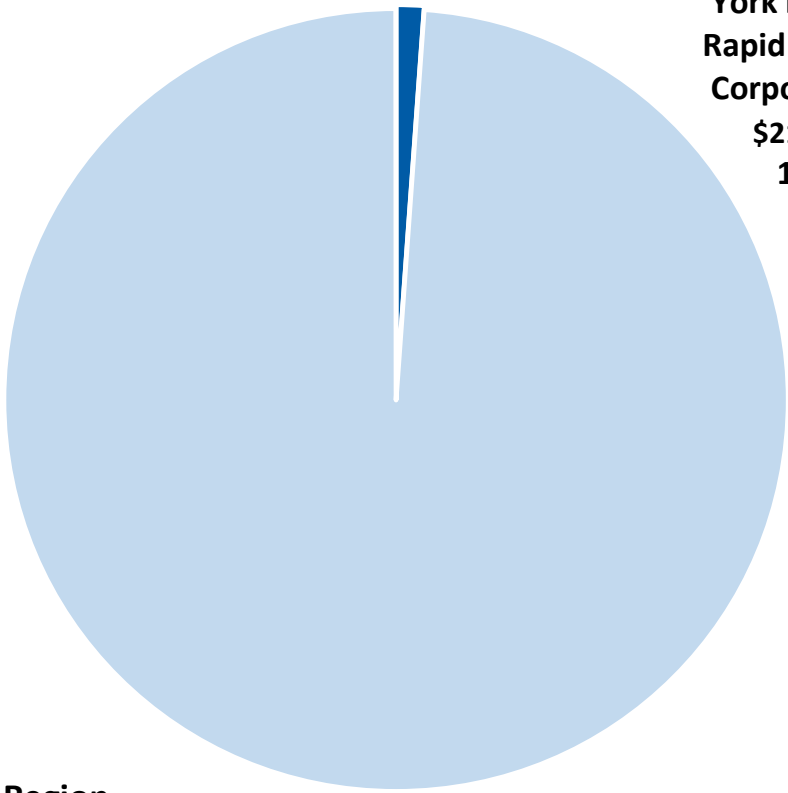
* 2015 Operating Budget – \$9.2M

Operating Budget (\$Million)	2015	2016	2017	2018
Gross Expenditures	\$21.8	\$22.7	\$19.8	\$19.2
Non-Tax Revenues	\$12.6	\$14.8	\$14.9	\$14.7
Net Expenditures	\$9.2	\$7.9	\$4.9	\$4.5
Net Expenditures Increase/(Decrease)	(21.5%)	(14.1%)	(37.8%)	(9.2)%



Regional Program Operating Expenditures

* 2015 Operating Budget – Share of York Region



**York Region
Rapid Transit
Corporation
\$21.8M
1%**

**York Region
2015 Operating Gross Expenditures:
\$1,893.0M**

YRRTC - 1% of the total York Region 2015 Operating Gross Expenditures

NEXT STEPS

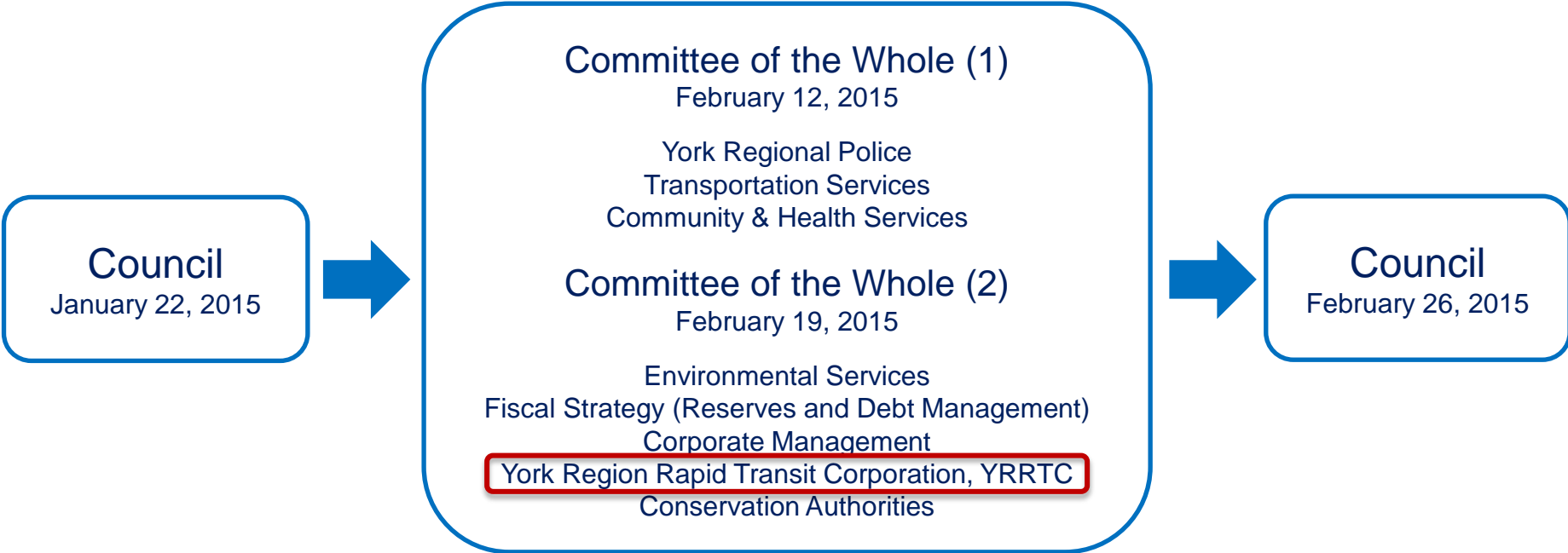


- 1. That the Committee of the Whole recommends the submitted Budget as follows:**
 - a) The 2015 Operating Budget and the Outlook for 2016 to 2018, as summarized in Attachment 1 of the Committee of the Whole, 2015 – 2018 Budget, York Region Rapid Transit Corporation Report
 - b) Capital Spending Authority, as summarized in Attachment 2 of the Committee of the Whole, 2015 – 2018 Budget, York Region Rapid Transit Corporation Report
- 2. That the recommended Budget be consolidated by the Treasurer for approval by Council on February 26, 2015**



- Recommend the 2015 – 2018 Budget Presentation be received
- Forward recommendations to Council on February 26, 2015





YRRTC Board endorsed the 2015 Multi-Year Capital and Operating Budget on January 15, 2015

