

To: York Region Rapid Transit Corporation Board of Directors

From: Mary-Frances Turner, President

Subject: Project Status Quarterly Report – Q2-2014

Ref: YORK-#562094

Recommendation

It is recommended that:

1. The attached Project Status Quarterly Report for Q2-2014 of the Chief Financial Officer be received for information.

Purpose

The purpose of this report is to provide a project activity and financial update to the Board. The Project Status Quarterly Report for 2014 is attached, and reflects activities up to June 30, 2014.

Analysis

BRT-Rapidways & Stations program

- Highway 7 East (H3), from Bayview Avenue to Warden Avenue rapidway (6.0 km) – overall project-to-date construction at over 90% completion.
 - Bayview Avenue to Highway 404 – segment in service since August 2013, achieving over 30% travel time savings during peak hours. Recipient of the American Public Work Awards (APWA) for transportation more than \$75 million.
 - Highway 404 to South Town Centre Blvd. (STC) – segment nearing completion and expected to be in service by end of August 2014:
 - Paving operations scheduled during off-peak hours to minimize business and traffic disruptions;
 - Stations and transit systems in commissioning phase.
 - STC to Warden Ave. – final segment of the rapidway targeted to open by mid-December 2014.

- Davis Drive (D1), from Yonge Street to Highway 404 (2.6 km) – overall project-to-date construction at 54% completion.
 - Utility Relocations – work has progressed to 90% with Enbridge Gas completed, Newmarket-Tay Hydro in final stages, and under-grounding for Bell and Rogers underway.
 - Infrastructure upgrades and/or replacements to culverts, storm sewers, watermains and widening of Keith Bridge are nearing completion.
 - Road widening, boulevard works and paving are in progress.
 - Construction of stations has commenced – starting at Longford station.

- Highway 7 West (H2-VMC) – (3.6 km):
 - East of Jane Street, from Jane Street to Bowes Road – construction works are ramping up, with completion at 22%.
 - Utility Relocations is underway, with Enbridge Gas completed;
 - CN Bridge widening works progressing, with foundation complete and piers construction underway.
 - West of Jane Street from Jane Street to Edgeley Blvd. – final design at Issued for Construction (IFC) – awaiting completion of work by TYSSE sub-contractor in order to commence construction.

- Yonge Street (Y2.1, Y2.2, & Y3.2) – (8.9 km):
 - Utility companies have commenced early works to refine relocation requirements and to advance the design in preparation for construction.
 - Since contract execution this past April, the Design-Builder, York RapidLINK has mobilized for final design and pre-construction activities:
 - Construction activities scheduled for Spring/Summer 2015 – project completion by end of December 2018.

- Highway 7 West (H2) from Yonge St. to Bowes Road and Edgeley Blvd. to Pine Valley, and Enterprise Drive (H3.4) from Birchmount Road to east of Kennedy Road (13.6 km) – procurement for Design-Build-Finance contract underway.
 - Report on amendments needed to the Metrolinx Master Agreement for Infrastructure Ontario’s involvement in this segment was adopted by Council in June – the Design-Build-Finance (DBF) contract will be procured under the Infrastructure Ontario Alternative Financing and Procurement model.
 - The DBF RFP will be released in early September, with the following:
 - 3 Pre-Qualified Applicants through the RFQ process – York RapidLINK, m7 Transit Partners and EDCO;
 - Technical close – November/December 2014;
 - Financial close – April 2015;
 - Contract Award by August 2015;
 - Project completion by December 2019.

BRT– Rapidways & Stations program is fully funded by the Province of Ontario and represents a total transportation infrastructure investment of \$1.8 billion in the Region – part of the Metrolinx’s *‘The Big Move’* first wave of projects announcement.

Canada Strategic Infrastructure Fund (CSIF) Program underway, and delivery of the remaining 2 projects projected to be completed by late 2016

- Construction progressing at the Operations, Maintenance and Storage Facility (OMSF) at Headford Business Park, Richmond Hill – at 51% completion and targeted to be handed over by March 2015 and in service by September 2015.
 - Facility is a 527,969 square foot Silver-LEED certified facility for the operations and maintenance garage built to accommodate up to 250 articulated buses.
 - Progress at the 3 main areas of the facility:
 - Repair Garage – concrete flooring almost complete, which then allows for equipment installation;
 - Admin. Building & Storage Garage – installation of roof and walls progressing and enabling mechanical, electrical and interior works.
- Cornell Terminal land acquisition progressing – identified near Markham-Stouffville Hospital.

Toronto-York Spadina Subway Extension (TYSSE) program

- Region's cost-to-date is \$201.5 million, excluding the Capacity Buy-In and the Viva Concourse at Vaughan Metropolitan Centre.
- Subway construction on-going:
 - Tunneling is completed, with rail and track works progressing.
 - Stations – construction progressing at Pioneer Village, Highway 407 and Vaughan Metropolitan Centre (VMC) Station.
 - Upcoming procurement for the YRT/Viva Fare Collection Systems & Intelligent Transportation Systems (ITS) – RFP to be released in Q1-2015.
- Viva Concourse – underground connection between viva Station and Subway Station at Vaughan Metropolitan Centre:
 - Design completed and construction progressing – project completion timeline in sync with the subway opening.
- Vaughan Metropolitan Centre (VMC) Terminal – a 9 bus-bay terminal located at VMC Subway Station – funding at \$31.1 million, with contribution of \$18.1 million (58%) from YYSSE and remaining between the Region and SmartCentres.
 - Technical working group established with YYSSE – design and engineering work to start Fall 2014.
 - Project will be a Design-Bid-Build contract, with project completion timeline in sync with the subway opening.

Yonge North Subway Extension – TPAP

- Transit Project Assessment Process (TPAP) – preferred option for the location of the Train Storage Facility Transit Project included in the Addendum report, which has been forwarded to the Toronto Transit Commission Board for review in August.

2014 Capital Expenditures were \$152.1 million – of which the Region’s contribution was \$29.7 million (Table 1)

- Metrolinx Capital Program – with construction progressing, expenditures for the BRT-Rapidways & Stations program were at \$76.8 million, driven by:
 - Construction works on Highway 7 East (H3) and Davis Drive (D1), and ramp-up of construction activities on Highway 7 West (H2-VMC).
 - Mobilization of the Yonge Street Design-Builder for design and pre-construction activities.

- Regional Capital Program – expenditures were at \$75.3 million, primarily driven by:
 - Spadina Subway Extension – \$49.1 million.
 - Operations, Maintenance and Storage Facility – \$25.5 million (included in BRT Facilities & Terminals listed in Table 1 below).

Table 1 – YRRTC Capital Expenditures, Year 2014

Capital Expenditures (\$Millions)	Regional Program YTD \$	Regional Program YTD \$	Inception To-Date ITD \$	Funding Commitment \$
BRT Rapidways & Stations		76.8	595.0	1,783.2
BRT Facilities & Terminals	25.6		77.8	195.9
BRT Vehicles	0.1		48.6	48.6
Spadina Subway Ext.	49.1		627.6	1,098.8
<i>Construction</i>	49.0		604.4	1,054.8
<i>Viva Concourse</i>	0.1		3.1	13.7
<i>Capacity Buy-In & Other</i>	0.0		20.1	30.3
Yonge North Subway Ext.	0.3		3.9	4.3
Rapidway Studies	0.2		1.5	3.2
Total Capital	\$75.3	\$76.8	\$1,354.5	\$3,133.9
Total Regional Funded	\$29.7		\$277.5	\$510.4

* Budget is net of Municipal & 3rd Party Recoveries.

2014 Year-to-Date Net Operating Expenditures were \$5.5 million (Table 2)

- Gross Operating Expenditures were \$16.9 million, offset by:
 - Capital Recoveries of **(\$6.3 million)** against the Metrolinx and Regional Capital Programs – YRRTC staff and administrative costs, including office leases.
 - Financing Costs of \$9.2 million for Debt Principal and Interest payments, offset by Revenues of **(\$5.1 million)** from Development Charges and Federal Gas-Tax Revenues.
 - Operating Expenses expected to be within the Operating Budget of \$11.7 million.

Table 2 – YRRTC Operating Expenditures, Year 2014

Operating Expenditures (\$ Millions)	Total Operating Expenditures \$	Regional Operating Expenditures \$	Metrolinx Operating Expenditures \$
YRRTC Staff & Administration	4.8	1.3	3.5
York Region Staff & Administration	2.9	0.3	2.6
Financing Costs	9.2	9.2	0.0
Gross Operating	16.9	10.8	6.1
Capital Recoveries	(6.3)	0.2	(6.5)
Revenues	(5.1)	(5.1)	0.0
Net Operating - Tax Levy	5.5	5.9	(0.4)

2014 Procurement Activities – \$1.8 million in new contracts awarded in Q2-2014

- Metrolinx Capital Program – \$1.2 billion or ~ 68% of funding committed. In this quarter, procurement activities were primarily for the Yonge St. and Highway 7 West rapidways, with 19 contracts awarded for \$1.6 million.
 - Yonge Street – over \$100K:
 - RFQ-14-031-RT: Utility Relocations contract to Enbridge Gas, \$100K;
 - RFQ-14-033-RT: Utility Relocations contract to Newmarket-Tay Hydro, \$140.5K.
 - Highway 7 West – over \$100K:
 - IT-14-020-RT: Appraisal Services contract to Cushman & Wakefield, \$108K;
 - IT-14-021-RT: Appraisal Services contract to Cushman & Wakefield, \$114K;
 - IT-14-022-RT: Appraisal Services contract to Metrix Realty Group, \$107.5K;
 - PT-14-047-RT: Sub-surface Utility Engineering contract to Cole Engineering Group, \$385.7K; and
 - RFQ-14-051-RT: Business Support Program (Shop 7) contract to Vaughan Chamber of Commerce, \$164K.
- Regional Capital Program – \$1.3 billion or 93% of funding committed. No major procurement activities this quarter – 3 contracts awarded for \$161.3K.

For more information on this report, please contact Michael Cheong, Chief Financial Officer, York Region Rapid Transit Corporation at 905-886-6767, Ext. 71015.

Mary-Frances Turner
President
September 4, 2014
Attachment: (1)

Table of Contents

MANDATE.....	3
1.0 VIVANEXT RAPID TRANSIT SYSTEM NETWORK	4
2.0 MANAGEMENT AND OPERATIONAL HIGHLIGHTS	5
3.0 DESIGN & CONSTRUCTION ACTIVITIES.....	6
3.1 BUS RAPID TRANSIT (BRT) PROGRAM	6
ENTERPRISE DRIVE – WARDEN AVE. TO BIRCHMOUNT RD. (H3.3).....	6
HIGHWAY 7 EAST – RICHMOND HILL CENTRE TO WARDEN AVE. (H3)	7
DAVIS DRIVE – YONGE ST. TO HIGHWAY 404 (D1).....	8
HIGHWAY 7 WEST – BOWES RD. TO EDGELEY BLVD. (H2-VMC)	9
YONGE STREET – HIGHWAY 7 TO MAJOR MACKENZIE DR. (Y2.1); LEVENDALE AVE. TO 19TH AVE. (Y2.2); MULOCK DR. TO DAVIS DR. (Y3.2).....	10
HIGHWAY 7 WEST – WEST OF PINE VALLEY DR. TO EAST OF HWY. 400; CENTRE ST. FROM HWY. 7 WEST TO BATHURST ST.; BATHURST ST. FROM CENTRE ST. TO HWY. 7 WEST; HWY. 7 WEST FROM BATHURST ST. TO YONGE ST.	12
ENTERPRISE DRIVE – BIRCHMOUNT ROAD TO JUST EAST OF KENNEDY ROAD (H3.4).....	13
3.2 FACILITIES AND TERMINALS PROGRAM.....	14
OPERATIONS, MAINTENANCE AND STORAGE FACILITY (OMSF)	14
3.3 TORONTO-YORK SPADINA SUBWAY EXTENSION (TYSSE) PROGRAM.....	15
SPADINA SUBWAY EXTENSION.....	15
3.4 YONGE NORTH SUBWAY EXTENSION (YNSE) PROGRAM	17
4.0 PROCUREMENT ACTIVITIES.....	18
4.1 AWARDED CONTRACTS – NEW	18
4.2 AMENDED CONTRACTS - EXISTING	19
4.3 PROCUREMENTS IN PROGRESS.....	20
4.4 UPCOMING PROCUREMENTS.....	20
5.0 FINANCIAL UPDATES.....	21
5.1 CAPITAL EXPENDITURES SUMMARY	21
5.2 QUICKWINS – \$67.6 MILLION.....	22
5.3 METROLINX MASTER AGREEMENT - \$1.8 BILLION	23
5.4 FEDERAL CSIF CONTRIBUTION AGREEMENT – \$170.0 MILLION	24
5.5 TORONTO-YORK SPADINA SUBWAY EXTENSION PROGRAM – \$1.1 BILLION	25
5.6 YONGE NORTH SUBWAY EXTENSION PROGRAM	26
5.7 OPERATING EXPENDITURES SUMMARY.....	27
6.0 COMMUNICATIONS.....	28
6.1 GOVERNMENT RELATIONS	28
6.2 COMMUNITY ENGAGEMENT	28
APPENDIX 1: AWARDED CONTRACTS.....	31
APPENDIX 2: CONTRACT VALUE INCREASES.....	33
APPENDIX 3: PROCUREMENTS IN PROGRESS	35
APPENDIX 4: UPCOMING PROCUREMENTS.....	35

Mandate

York Region Rapid Transit Corporation [YRRTC] is responsible for the planning, design and construction of the rapid transit network and related infrastructure; for pursuit of joint development opportunities; and for strategic oversight of Viva operations to deliver on the transit priorities set out in the York Region Transportation Master Plan. To achieve this mandate, YRRTC is staffed by a team of experts in capital planning and delivery, design, engineering and project management. We also contract with design-build firms to develop the final design and carry out construction.

Governance

YRRTC is a wholly-owned subsidiary and share capital corporation of The Regional Municipality of York. Its Board of Directors comprises the York Region Chairman & CEO [Chief Executive Office and Chair of the Board] and four directors who are the Mayors of the Towns of Richmond Hill and Newmarket and Cities of Markham and Vaughan. There is no private sector or other public sector representation on the YRRTC Board of Directors.



CEO & Board Chair
Bill Fisch,
Chairman and CEO,
The Regional
Municipality of York



Director
Mayor Dave Barrow,
Richmond Hill



Director
Mayor Tony Van Bynen,
Newmarket



Director
Mayor Frank Scarpitti,
Markham



Director
Mayor Maurizio Bevilacqua,
Vaughan

Executive Management Team and Reporting

The Executive Management Team reports to the Board of Directors and to the Chief Executive Officer. Board meetings are held in the York Region Administrative Centre located in the Town of Newmarket. Public reports are posted online at www.york.ca.



President
Mary-Frances Turner



Chief Financial Officer
Michael Cheong



Chief Engineer
Paul May



**Design Chief,
Infrastructure and
Development**
David Clark

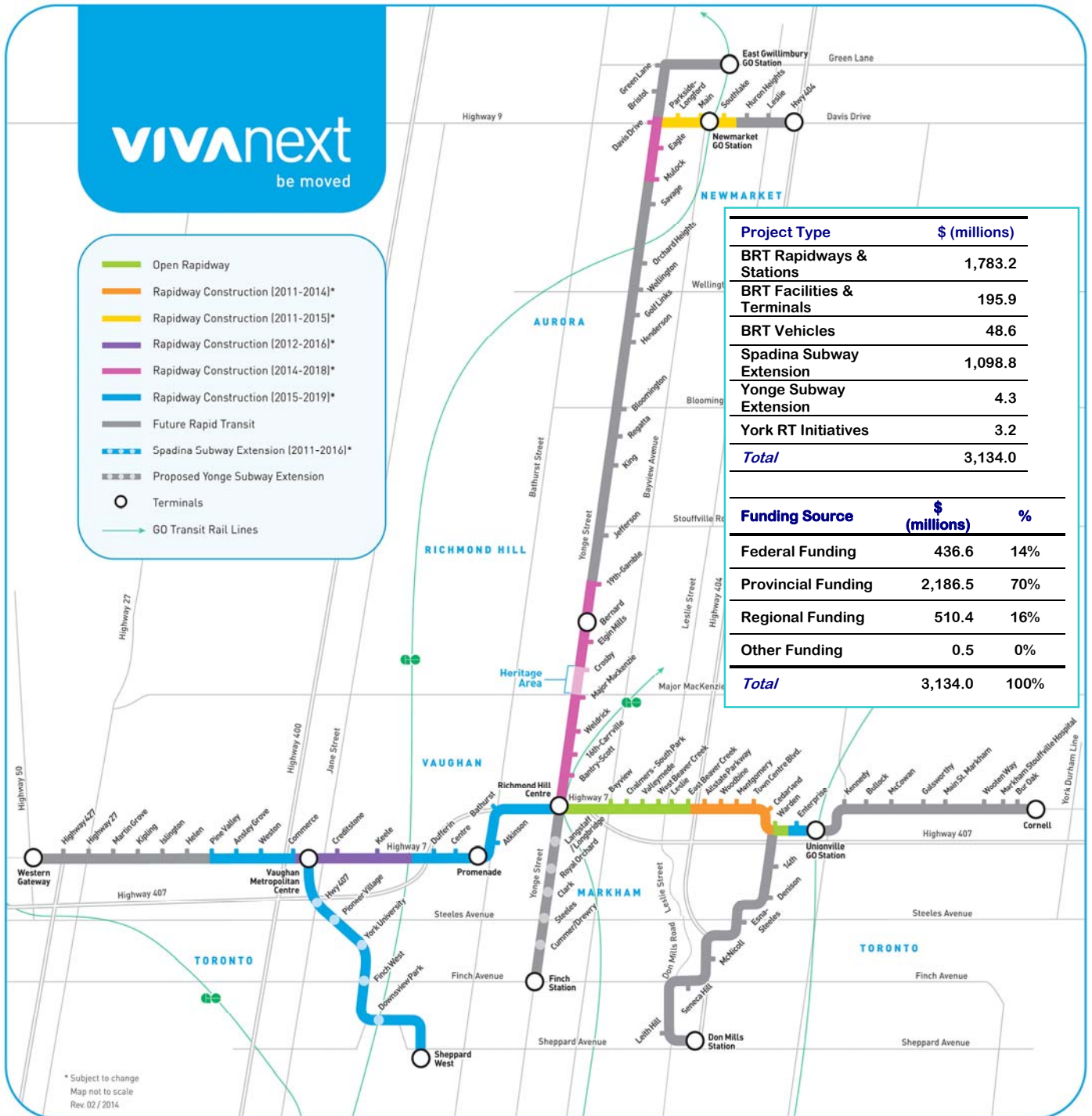


**Chief
Communications
Officer**
Dale Albers



Legal Counsel
Janie Lin

1.0 VIVANEXT RAPID TRANSIT SYSTEM NETWORK



2.0 MANAGEMENT AND OPERATIONAL HIGHLIGHTS

The current Capital Program Delivery of \$3.2 billion for rapid transit infrastructure in York Region continues to progress – and at the end of this quarter, \$1.4 billion has been expensed.

As an overview, the funding for the Capital Program will see the project delivery of:

- 34.7 km of dedicated bus rapidways with 41 stations – along Highway 7, Yonge St. and Davis Dr.;
- 8.6 km of Spadina Subway extension to Highway 7 and west of Jane St., with 3 subway in York Region – Pioneer Village, 407 and Vaughan Metropolitan Centre;
- 1 Operations, Maintenance & Storage Facility at Headford Business Park in Richmond Hill;
- 2 Bus Terminals at the Vaughan Metropolitan Centre and Cornell;
- 6 Park ‘n’ Ride Facilities; and
- 51 60-Foot articulated vehicles.

BRT-Rapidways & Stations Program

- 3 rapidways are currently under construction:
 - Highway 7 East at 90% completion
 - Segment from Bayview Ave. to Highway 404 is in service since last August;
 - Segment from Highway 404 to South Town Centre to be in service by end of this August; and
 - Segment from South Town Centre to Warden Ave. expected to be in service by end of this year.
 - Davis Drive progressing and project completion at 54% – expected to be in service in 2015.
 - Highway 7 West, VMC (Vaughan Metropolitan Centre)
 - East of Jane St. progressing with 22% completion and expected to be in service by Fall 2016;
 - West of Jane St. to be in sync with the opening of the Toronto-York Spadina Subway Extension.
- Yonge St. rapidway
 - Design-Builder, York RapidLINK now mobilized for design and pre-construction activities.
 - Utility relocations to start in early 2015, followed by construction work – project completion by end of 2018.
- Remaining Highway 7 West rapidway – procurement for Design-Build-Finance (DBF) contract underway.
 - DBF RFPQ phase closed with 3 proponents moving forward: York RapidLINK, m7 Transit Partners, and EDCO;
 - DBF RFP to be released in September 2014. Rapidway expected to be in service by end of 2019.

Facilities and Terminals

- Operations, Maintenance and Storage Facility (OMSF) at Headford Business Park in Richmond Hill is progressing, with project completion at approximately 51% – substantial hand-over by March 31, 2015;
- Preparation for construction of VMC Terminal at Highway 7 and West of Jane Street underway with Engineering and Design works is scheduled to commence in Fall 2014;
- Land acquisition for Cornell Terminal is underway.

Toronto-York Spadina Subway Extension (TYSSE) – construction is progressing with rail and track installation as well as work at all 3 stations (Pioneer Village, Highway 407, and Vaughan Metropolitan Centre) located in York Region.

Yonge North Subway Extension (YNSE) – On-going efforts to secure the extension of the subway from Finch Station to Richmond Hill Centre continue.

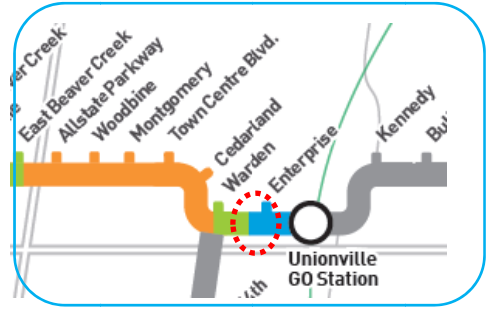
3.0 DESIGN & CONSTRUCTION ACTIVITIES

3.1 BUS RAPID TRANSIT (BRT) PROGRAM

ENTERPRISE DRIVE – WARDEN AVE. TO BIRCHMOUNT RD. (H3.3)

Project Description

- The Enterprise rapidway and station from Warden to Birchmount, in the City of Markham, has been in operation since March 6, 2011. This section of the rapidway in the Region was the pilot project for the vivastations being built along Highway 7 (H3, H2-VMC, H2 & H3.4), Yonge St. (Y2.1, Y2.2 & Y3.2) and Davis Drive (D1).



Project Status

Design-Build Construction

- Enterprise was the pilot project for the vivaNext Bus Rapid Transit (BRT) program. Since in service, this segment has undergone a series of design refinements and adjustments.
- Planned upgrades for the station (wayfinding, security, etc.) and fare collection equipment will bring this segment up-to-date with the other BRT segments currently under construction, and will ensure a consistent experience throughout the Viva transportation network system – to be completed by end of 2014.



3.1 BUS RAPID TRANSIT (BRT) PROGRAM

HIGHWAY 7 EAST – RICHMOND HILL CENTRE TO WARDEN AVE. (H3)

Project Description

- The Highway 7 East (H3) rapidway extends from Richmond Hill Centre to Warden Ave. in the Town of Richmond Hill and the City of Markham for 6.0 km, with 10 centre and 1 curbside vivastations.
- Construction commenced in late 2010 – the west segment from Bayview Ave. to Highway 404 has been in service since August 2013; the east segment from Highway 404 to South Town Centre (STC) will be in service at the end of this August, and the final segment from STC to Warden Ave. will open in December.
- For the west segment in service, travel time has improved from 11 min. to 6-7 minutes (~36%) during peak hours.



Progress Status Update

Utility Relocations

- All Utility Relocations activities are now complete along the corridor, enabling the final phase on the road and boulevard work.

Design-Build Construction

- Highway 7 East (H3) overall construction at over 90% completion.
- Highway 404 to Warden Ave. under heavy construction – with rapidway segment to STC on track to be in service by the end of August, and final segment from STC to Warden Ave. to open in December.
 - Concrete structures, steel canopies and glass installation completed at all 6 remaining stations – 5 stations are in the commissioning phase for the August opening of the east segment from Highway 404 to STC.
 - Median boulevard works, sidewalk works, and heavy paving operations (including bridges) in progress, with lane shifting and closures as necessary – communicated ahead of time to the public to minimize disruptions.
 - Extensive paving operations scheduled for weekends and night time to minimize traffic disruption.
 - Apple Creek Bridge construction is complete and Warden Bridge is progressing at over 90%.
- Markham watermain at Warden Bridge – investigations and design work complete, with repair and upgrade work underway.
- Project is the recipient of:
 - 2014 American Public Works Association (APWA) – Project of the Year Award, greater than \$75 million.
 - 2013 Ontario Public Works Association (OPWA) – Project of the Year Award, greater than \$50 million.
 - Professional Engineers of Ontario (PEO), York Region Chapter – Engineering Project of the Year Award.



Keeping the Public Informed

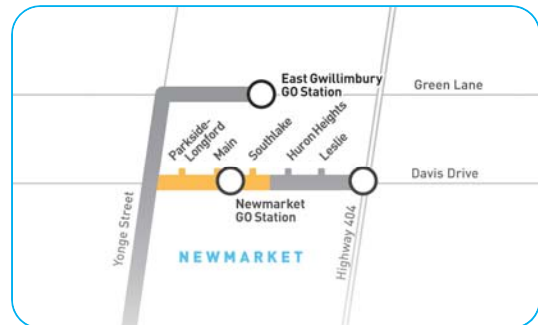
- Construction bulletins and traffic advisories continue to be issued on a regular basis.

3.1 BUS RAPID TRANSIT (BRT) PROGRAM

DAVIS DRIVE – YONGE ST. TO HIGHWAY 404 (D1)

Project Description

- The Davis Drive (D1) rapidway in the Town of Newmarket, extends from Yonge Street to Roxborough Road – just east of Southlake Regional Health Centre. Service will continue east in mixed-use traffic, terminating at Highway 404 for 2.6 km. Expected to be in service by end of 2015, the rapidway will include 3 centre and 2 curbside vivastations.



Progress Status Update

Property

- Relocation of Union Hotel (Heritage Building) underway and expected to be completed by next quarter.
- Environmental remediation work performed as per Remedial Action Plan (RAP) for acquired project lands.

Utility Relocations

- Overall Utility Relocations works at over 90% completion – gas and hydro relocations completed or soon-to-be completed.
- The Design-Builder, KED, is performing the civil component of the Joint Use Duct Bank (JUDB), an underground concrete conduit for Telcos and other services.

Design-Build Construction

- Major infrastructure upgrades work is nearing completion, e.g. upgrades of culverts, replacement of storm sewers; Keith Bridge north side construction on-going and expected to be completed in the next quarter.
- Road widening and boulevard work are ramping up on the north side of the corridor; base-layer paving is progressing in segments; Parkside Dr. re-alignment is complete.
- Stations construction has commenced – first station at Longford with caissons and foundation work underway.

Keeping the Public Informed

- Public Relations events were held at two locations in June in support of residents and local businesses.
- Participated in several Community Engagement events to promote the BRT project.

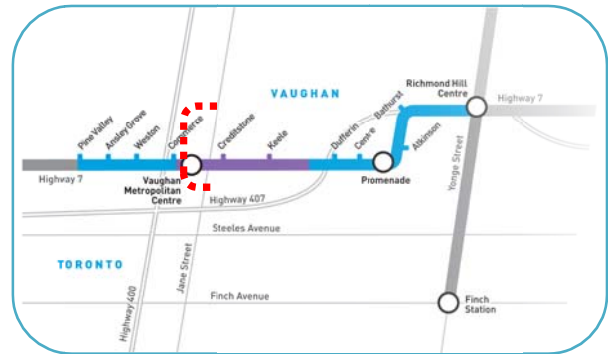


3.1 BUS RAPID TRANSIT (BRT) PROGRAM

HIGHWAY 7 WEST – BOWES RD. TO EDGELEY BLVD. (H2-VMC)

Project Description

- The H2-VMC rapidway refers to Highway 7 West, from just east of Highway 400 to east of Bowes Rd. – it includes the design and construction of 3 centre vivastations along the 3.6 km of rapidway. It is staged to coordinate with the opening of the Toronto-York Spadina Subway Extension.



Progress Status Update

Property

- Acquisition of identified lands between CN Bridge and Bowes Rd. completed.
- Environmental remediation work underway per respective Remediation Action Plan (RAP) for acquired project lands.

Utility Relocations

- Gas relocations completed.
- Hydro relocations, east of Jane St. progressing – completed between Jane St. and CN Bridge and underway east of the Bridge.
- Telecom (Bell) duct bank works completed between Jane St. and CN Bridge; east of CN Bridge progressing.



Design-Build Construction

- East of Jane St. to Bowes Rd. at Final Design-Issued for Construction (IFC) – construction works underway.
 - CN bridge widening works proceeding, with all caissons complete and piers construction in progress.
 - Storm sewer upgrades, retaining walls, road widening work have ramped up for the construction season.
- West of Jane Street from Jane Street to Edgeley Blvd. – at Final Design-Issued for Construction (IFC), and now awaiting work completion by TYSSE sub-contractor(s) in order to commence construction.
 - YRRTC is taking steps with TYSSE in securing site early access, to advance utilities relocation and storm sewer upgrades – work expected to start this September.

Keeping the Public Informed

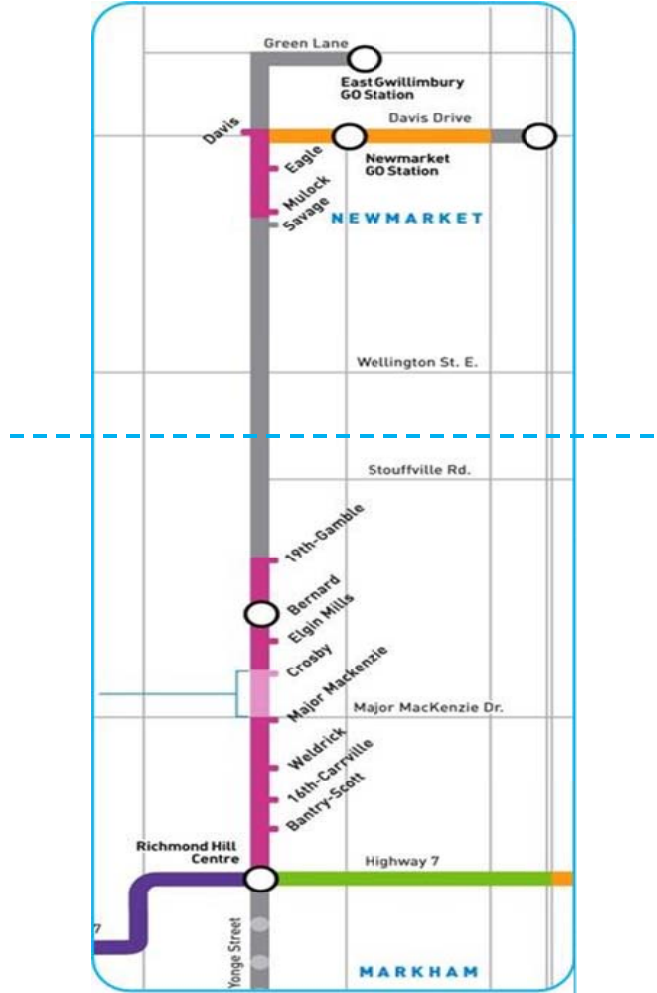
- Construction bulletins and traffic advisories continue to be issued on a regular basis.

3.1 BUS RAPID TRANSIT (BRT) PROGRAM

YONGE STREET – HIGHWAY 7 TO MAJOR MACKENZIE DR. (Y2.1); LEVENDALE AVE. TO 19TH AVE. (Y2.2); MULOCK DR. TO DAVIS DR. (Y3.2)

Project Description

- The Yonge Street (Y2.1) rapidway in the Town of Richmond Hill, extends approximately 3.6 km from Richmond Hill Centre (Highway 7) to Major Mackenzie Dr. This rapidway will include 4 centre vivastations. Design-build activities on Y2.1 will commence in mid-2014, followed by heavy construction in 2015. Expected substantial completion by end of 2018.
- The Yonge Street (Y2.2) rapidway in the Town of Richmond Hill, extends approximately 4.1 km from Levendale Ave. to 19th Ave. - includes 2.9 km of dedicated rapidway and 3 centre vivastations. Design-build activities on Y2.2 will commence in mid-2014, followed by heavy construction in 2015. Expected substantial completion by end of 2018.
- The Yonge Street (Y3.2) rapidway in the Town of Newmarket extends approximately 2.4 km from Mulock Dr. to Davis Dr. This rapidway will include 3 centre vivastations. Design-build activities on Y3.2 will commence in mid-2014, followed by heavy construction in 2015. Expected substantial completion by end of 2018.



Yonge St. at Major Mackenzie Dr. – Looking South

Progress Status Update**Property****Highway 7 to Major Mackenzie Dr. (Y2.1)**

- Acquisition of identified lands underway.
- Environmental studies progressing:
 - Phase I – roadway works completed.
 - Phase II – property specific works on-going.

Levendale Ave. to 19th Ave. (Y2.2)

- Acquisition of identified lands underway.
- Environmental studies progressing:
 - Phase I – roadway works completed.
 - Phase II – property specific works on-going.

Mulock Dr. to Davis Dr. (Y3.2)

- Environmental studies completed:
 - Phase II – results for property specific works under review.

Utility Relocations

- Early works have started with Utility Companies in preparation for utility relocations, along the three segments of the rapidway – relocations to commence early next year. This includes electrical works from Powerstream, Newmarket-Tay Hydro & Hydro One, gas works from Enbridge, and telecom works from Rogers & Bell.
- Specific to the Y3.2 segment, from Mulock Dr. to Davis Dr. – hydro poles alignment study is completed.

Design-Build Construction

- Design-Build contract awarded in April to York RapidLINK for \$258.3 million, inclusive of \$6.1 million in additional works funded by the Region and Town of Richmond Hill – infrastructure upgrades for watermains, replacements of storm sewers and enhancements for streetscaping, etc.
- With the Design-Build agreement executed, York RapidLINK has mobilized for design and pre-construction activities. Continuous coordination to progress the project and advance the design is on-going – expected to reach 60% Design next quarter.

Keeping the Public Informed

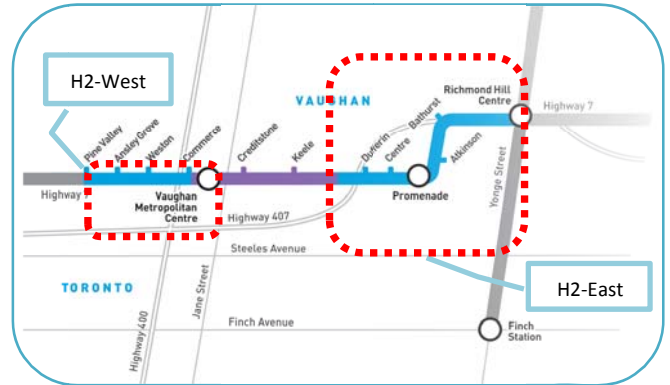
- Presentation on the project status was made to the Town of Richmond Hill in May.
- Community Liaisons are starting their outreach program and making contacts along the corridor in order to inform the community of the upcoming rapidway construction along Yonge Street – community booklets distributed.

3.1 BUS RAPID TRANSIT (BRT) PROGRAM

HIGHWAY 7 WEST – WEST OF PINE VALLEY DR. TO EAST OF HWY. 400; CENTRE ST. FROM HWY. 7 WEST TO BATHURST ST.; BATHURST ST. FROM CENTRE ST. TO HWY. 7 WEST; HWY. 7 WEST FROM BATHURST ST. TO YONGE ST.

Project Description

- The H2 rapidway refers to 12.4 km going along Highway 7 West, Bathurst St. and Centre St. – includes the construction of 9 centre and 1 curbside vivastations. Design-Build-Finance contract award is expected in Q3-2015, with construction in mid-2016. The rapidway is expected to be in service by 2019.



Progress Status Update

Property

- Acquisition of identified lands underway.

Utility Relocations

- Utility and constructability reviews nearing completion.

Design-Build- Finance (DBF) Construction

- The procurement of this segment is underway and is bundled with H3.4 – process led by Infrastructure Ontario; contract award expected by Q3-2015, with completion in late 2019.
- Preliminary design for west of Pine Valley Dr. presented in March – final preliminary design to be included in RFP for release this September.
- RFPQ phase closed with 3 proponents moving forward:
 - York RapidLINK, m7 Transit Partners, and EDCO.
 - RFP to be released in early September - technical close this November/December; financial close in April 2015; and contract award scheduled by August 2015.
- Advanced Studies and Investigations in support of the Design-Build-Finance RFP are underway for CCTV Sewer Inspection, Geotechnical Investigation, and Subsurface Utility Investigations.
- Environmental Investigation works also underway – in support of the Design-Build-Finance RFP.

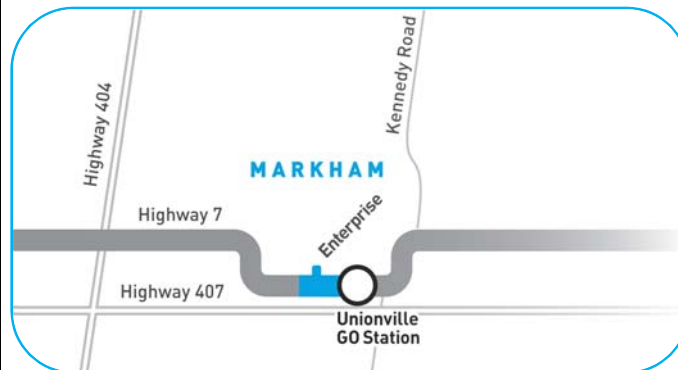


3.1 BUS RAPID TRANSIT (BRT) PROGRAM

ENTERPRISE DRIVE – BIRCHMOUNT RD. TO JUST EAST OF KENNEDY RD. (H3.4)

Project Description

- The H3.4 rapidway will connect the existing Enterprise Drive rapidway at Birchmount Rd and will continue through Markham Centre, east to Kennedy Rd. The project includes approximately 1.2 km of rapidway and 1 centre vivastation – expected to be in service in 2019.



Progress Status Update

Property

- Identification of property requirements underway.

Preliminary Engineering

- Preliminary design finalized and will be included in the RFP to be released this September.
- Design developed in consultation with the City of Markham to evaluate the highest and best use of public lands and development plans for the corridor.

Design-Build-Finance (DBF) Construction

- The procurement of this segment is underway and is bundled with H2 – process led by Infrastructure Ontario; contract award expected by Q3-2015, with completion in late 2019.
- Advanced Studies and Investigations in support of the Design-Build-Finance RFP are underway for CCTV Sewer Inspection, Geotechnical Investigation, and Subsurface Utility Investigations.
- Environmental Investigation works also underway – in support of the Design-Build-Finance RFP:
 - Phase I investigations underway for properties identified from the Contamination Overview Study.

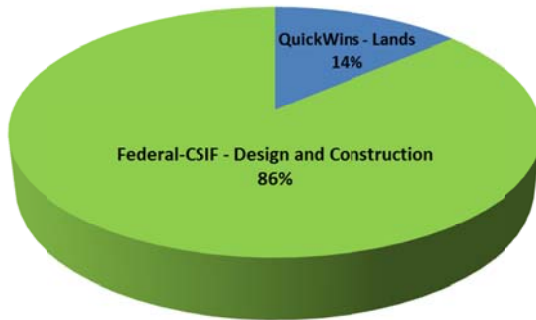
3.2 FACILITIES AND TERMINALS PROGRAM

OPERATIONS, MAINTENANCE AND STORAGE FACILITY (OMSF)

Project Description

- The Operations, Maintenance and Storage Facility is a 527,969 square foot LEED Silver Certified Design facility for the operations and maintenance garage, built to accommodate 250 articulated buses – located in Headford Business Park in the Town of Richmond Hill (Leslie St. & 16th Ave. – NE Quadrant).
- The lands for the project have been funded under the QuickWins provincial announcement.
- The design and construction for the project are funded under the Federal-CSIF agreement with the Region – 50-50 cost share.

Funding Sources



Progress Status Update

Design-Build Construction

- Overall project-to-date at approximately 51% completion – substantial completion date by end of March and in service by September next year.
- The facility consists of three main buildings:
 - Repair Garage:
 - Roof and wall installation now complete, enabling electrical and interior works to progress.
 - Bus Bay Pit construction nearing completion.
 - Concrete floor nearing completion.
 - Administrative Building:
 - Roof installation is complete and wall and glass installation is progressing. With the building enclosed, electrical and interior works are in progress.
 - Bus Storage Garage:
 - Roof and wall installation progressing and will be followed by concrete flooring.



Aerial View

3.3 TORONTO-YORK SPADINA SUBWAY EXTENSION (TYSSE) PROGRAM

SPADINA SUBWAY EXTENSION

Project Description

- Project relates to an 8.6 km subway extension from the existing Downsview Station to the Vaughan Metropolitan Centre (VMC) at Highway 7 and west of Jane St.
 - 6.2 km from Downsview Station to Pioneer Village Station – in the City of Toronto.
 - 2.4 km from Pioneer Village Station to Vaughan Metropolitan Centre Station – in York Region.
 - Based on geography and length of the project, 60% of the new construction is in the City of Toronto and 40% in York Region.
-
- With an overall funding of \$2.6 billion for the subway extension, the contribution of York Region is \$351.6 million.
 - \$1.1 billion or 40% of the overall funding is to be spent in the Region.



Tunnelling

- Two 5.4 metre diameter twin tunnels bored from the Downsview Station to the VMC Station – connecting the existing system to the 6 new stations.

Project Progress Status

- With tunneling completed, rail and track works have commenced and will be followed by electrical and systems installation.

Community Engagement


- The joint community office continues to provide information and personnel to respond to questions about the Toronto-York Spadina Subway Extension and Highway 7 West rapidway project.
- The YRRTC-TYSSE joint communications group continue to promote communications through the website and social media channels, as well as, to coordinate project events and newsletters, are on-going.



Subway Stations in York Region: Pioneer Village, Highway 407 and Vaughan Metropolitan Center (VMC)

Pioneer Village Station

- Station along the Spadina Subway Extension is located on Steeles Ave., with the north half of the station located in the City of Vaughan.
- Station includes a fully accessible subway entrance, a 5-bay YRT bus facility with customer amenities, a Passenger Pick-Up and Drop-Off (PPUDO) facility, and a commuter parking facility accommodating approximately 1,900 cars.



Progress Status Update

- Majority of excavation has been completed; concrete placement of various structures is to follow.
- Backfilling of the section, south of Steeles Ave. – underneath the future TTC bus terminal, is underway.
- Installation of steel exterior façade of the TTC Electrical Substation has commenced.

Highway 407 Station

- Station includes an 18-bay bus terminal for GO Transit and YRT, a PPUDO facility, and a commuter parking lot for approximately 600 cars.



Progress Status Update

- Pre-loading surface to eliminate future ground settlements, at southern portion of the bus terminal has commenced.
- Concrete works continue at the station’s bus terminal, followed by the installation of the roof steel structure.
- Construction works at platform level and the station walls continue, in conjunction with concourse entrance.

VMC Station

- Station is the terminus of the Spadina Subway Extension. It includes the station’s entrance building, a direct underground connection to the Viva BRT on Highway 7, a direct underground tunnel to the YRT\Viva bus terminal and a development connection tunnel under Millway Ave.
- TTC requires a tail track to be located after this terminus station, to facilitate the subway operations.



Progress Status Update

- Excavation has been reached and will be followed by concrete works for platform, walls, and concourse.
- Backfilling of tail tracks and portion of YRT bus terminal pedestrian tunnel is nearing completion.
- Concrete works almost complete for the bus terminal pedestrian tunnel.

Viva Concourse

Viva Concourse – the direct pedestrian access interface between the VMC Station and Viva BRT at Highway 7 and west of Jane Street.

Project Progress Status


- Design completed and construction at 23% completion; excavation to commence this year.

Vaughan Metropolitan Centre Terminal

A 9 bus-bay terminal located at VMC Subway Station.

Project Progress Status

- Design and Engineering to commence this Fall.




3.4 YONGE NORTH SUBWAY EXTENSION (YNSE) PROGRAM

Project Description

- This project relates to a proposed 6.8 km extension of the Yonge North Subway Extension (YNSE), from the existing Finch Station to the Richmond Hill Centre, plus train storage facility – at Highway 7 and Yonge St.
- The Yonge Subway Conceptual Design Study has been completed. As part of this work, the design was advanced to develop a greater level of technical knowledge on the constructability and costs of the project, and address comments in the Metrolinx Business Case Assessment (BCA).

Progress Status Update

- Following a public consultation in 2013 to introduce the Underground Train Storage Facility Transit Project Assessment Addendum (TPAP), the draft Addendum report was completed and circulated internally for comments.
 - The draft Addendum report was circulated to the Technical Advisory Committee in April - the preferred option for the location of the Train Storage Facility Transit Project has been included in a report to the Toronto Transit Commission Board in August, and will be filed this Fall as an addendum to the current TPAP.
 - With the next report due to the Metrolinx Board this December, work is underway on the Metrolinx North Yonge Regional Relief Line Strategy (and the Downtown Relief Line) – this will serve to inform the timing and potential phasing of the Yonge North Subway Extension.



4.0 PROCUREMENT ACTIVITIES

All tables express values exclusive of taxes.

4.1 AWARDED CONTRACTS – NEW

Contracts for a total of \$1.8 million were procured in Q2 – mainly for the Metrolinx Capital Program. The below table identifies a Categorized Summary of YRRTC Contracts Awarded – see Appendix 1 for details:

Category		Q1-2014	Q2-2014	Grand Total
Corporate	Total (\$)	40,000	38,699	78,699
	Count	1	1	2
Property	Total (\$)	289,747	633,156	922,903
	Count	6	10	16
Preliminary Engineering	Total (\$)	918,196	440,672	1,358,868
	Count	2	2	4
Construction	Total (\$)	262,267,086	412,746	262,679,832
	Count	5	7	12
Communications	Total (\$)	92,700	231,645	324,345
	Count	1	2	3
	Total (\$)	263,607,729	1,756,918	265,364,647
	Total Count	15	22	37

Procurement activities this quarter were primarily for the Metrolinx Capital Program – Yonge Street and Highway 7 West rapidways. Of the 22 contracts awarded, listed below are the significant ones over \$100K:

- Yonge Street (Y2.1, Y2.2 & Y3.2):
 - RFQ-14-031-RT: Utility Relocations contract to Enbridge Gas, \$100K;
 - RFQ-14-034-RT: Utility Relocations contract to Newmarket-Tay Hydro, \$140.5K.
- Highway 7 West (H2):
 - IT-14-020-RT: Appraisal Services contract to Cushman & Wakefield, \$108K;
 - IT-14-021-RT: Appraisal Services contract to Cushman & Wakefield, \$114K;
 - IT-14-022-RT: Appraisal Services contract to Metrix Realty Group, \$107.5K;
 - PT-14-047-RT: Sub-surface Utility Engineering contract to Cole Engineering Group, \$385.7K; and
 - RFQ-14-051-RT: Business Support Program (Shop 7) contract to Vaughan Chamber of Commerce, \$164K.

At the end of this quarter, total commitment is \$2.5 billion out of the funding availability of \$3.2 billion.

- Metrolinx Capital Program of \$1.8 billion – \$1.2 billion or 67% committed.
- Region Capital Program of \$1.4 billion – \$1.3 billion or 93% committed.

4.2 AMENDED CONTRACTS - EXISTING

Increases of \$0.8 million were made to existing contracts this quarter – representing less than 0.5% of the total existing commitments.

The below table identifies a *Categorized Summary of YRRTC Contract Amendments* – see Appendix 2 for details:

Category	Type	Q1-2014	Q2-2014	Grand Total
Corporate	Closed	-	-	-
	Extension	1	-	1
	Increased Amount (\$)	15,690	-	15,690
Property	Closed	3	3	6
	Extension	2	5	7
	Increased Amount (\$)	36,584	152,232	188,816
Preliminary Engineering	Closed	-	12	12
	Extension	-	1	1
	Increased Amount (\$)	-	265,786	265,786
Construction	Closed	3	8	11
	Extension	5	4	9
	Increased Amount (\$)	20,100	178,139	198,239
Program Management	Closed	-	-	-
	Extension	-	-	-
	Increased Amount (\$)	-	209,944	209,944
Communications	Closed	-	1	1
	Extension	-	-	-
	Increased Amount (\$)	143,308	-	143,308
Subway	Closed	-	1	1
	Extension	-	-	-
	Increased Amount (\$)	-	-	-
Terminals	Closed	-	-	-
	Extension	1	-	1
	Increased Amount (\$)	5,651,054	-	5,651,054
Total Closed		6	25	31
Total Extension		9	10	19
Total Increased Amount (\$)		5,866,736	806,101	6,672,837

* Closed – refers to contracts closed off during the period.

** Extension – refers to total number of contracts extended for the period.

*** Increased Amounts – refers to increases to existing contracts for the period – due to contingencies and/or added scope.

4.3 PROCUREMENTS IN PROGRESS

Procurement for 3 contract awards was in progress at the end of this quarter – valued at \$0.2 million and expected to be awarded in Q3. The following table identifies a *Categorized Summary of YRRTC Procurements* currently advertised or under evaluation, but have not yet been awarded – see Appendix 3 for details.

Category	Estimated Value	Estimated Start Period	
		Q3-2014	Q4-2014
Property	\$100,001 to \$500,000	1	-
	\$50,001 to \$100,000	1	-
	\$10,001 to \$25,000	1	-

4.4 UPCOMING PROCUREMENTS

Several upcoming procurements are scheduled over the next 12 months, with contract awards valued at over \$375.0 million. Amongst those, significant procurement activities that are greater than \$500K include:

- Metrolinx Capital Program:
 - D1 Utility Relocations – Telecom.
 - H2 Design-Build-Finance contract.
- Regional Capital Program:
 - TYSSE – YRT/Viva Fare Collection Systems & Intelligent Transportation Systems (ITS).
- YRRTC Corporate Initiatives – Printing Services and Construction Signage.

The following table identifies a *Summary of YRRTC Procurements*, which is categorized by the anticipated project start date, but has not yet been advertised – see Appendix 4 for details:

Category	Estimated Value	Q3-2014	Q4-2014	Q1-Q3-2015
Property	\$100,001 to \$500,000 Count	2		
	\$50,001 to \$100,000 Count	5		
	\$25,001 to \$50,000 Count	5		
Construction	> \$1,000,001 Count			1
	\$500,001 to \$1,000,000 Count	1		
	\$100,001 to \$500,000 Count	2		
Communications	\$50,001 to \$100,000 Count	1		
	\$500,001 to \$1,000,000 Count	1		
	\$100,001 to \$500,000 Count			1
Subway	\$1,000,001 to \$5,000,000 Count			1
	\$0 to \$5,000 Count			1
Terminals	\$100,001 to \$500,000 Count	2		
	\$0 to \$5,000 Count		1	
Total		20	1	4

5.0 FINANCIAL UPDATES

5.1 CAPITAL EXPENDITURES SUMMARY

With a Rapid Transit system estimated to cost \$21.2 billion per the current Region’s Transportation Masterplan, YRRTC has secured \$3.2 billion which will see the project delivery of:

- 34.7 km of dedicated bus rapidways with 41 stations – along Highway 7, Yonge St. and Davis Drive;
- 8.6 km of Spadina Subway extension to Highway 7 and west of Jane St. – with 3 Subway Stations in York Region;
- 1 Operations, Maintenance & Storage Facility; 2 Bus Terminals at the Vaughan Metropolitan Centre and Cornell;
- 6 Park ‘n’ Ride Facilities.; and
- 51 60-foot articulated vehicles.

Current Capital Program - \$3.2 billion:

The total value of the capital programs being delivered carries a value of \$3.2 billion, with York Region’s contribution at \$510.4 million and the remainder funded by Senior Governments:

- Federal = 14% or \$436.6 million
- Provincial = 70% or \$2.2 billion
- York Region = 16% or \$510.4 million

Capital expenditures were \$152.0 million year-to-date, bringing total expenditures to \$1.4 billion since inception of the programs. The main drivers of the expenditures were from:

- Bus Rapidways and Stations program – \$76.8 million, driven by the design and construction activities along Highway 7 East (H3), Davis Drive (D1), Highway 7 West (H2-VMC), and Yonge Street.
 - Yonge St. – with the contract executed, the Design-Builder has mobilized for design and pre-construction activities.
- Construction work for the Operations, Maintenance & Storage Facility (OMSF) – \$25.6 million, with the project at approximately 51% completion.
- Toronto-York Spadina Subway Extension (TYSSE) – \$49.0 million, primarily driven by rail and track works progressing and construction on the 3 stations in York Region.

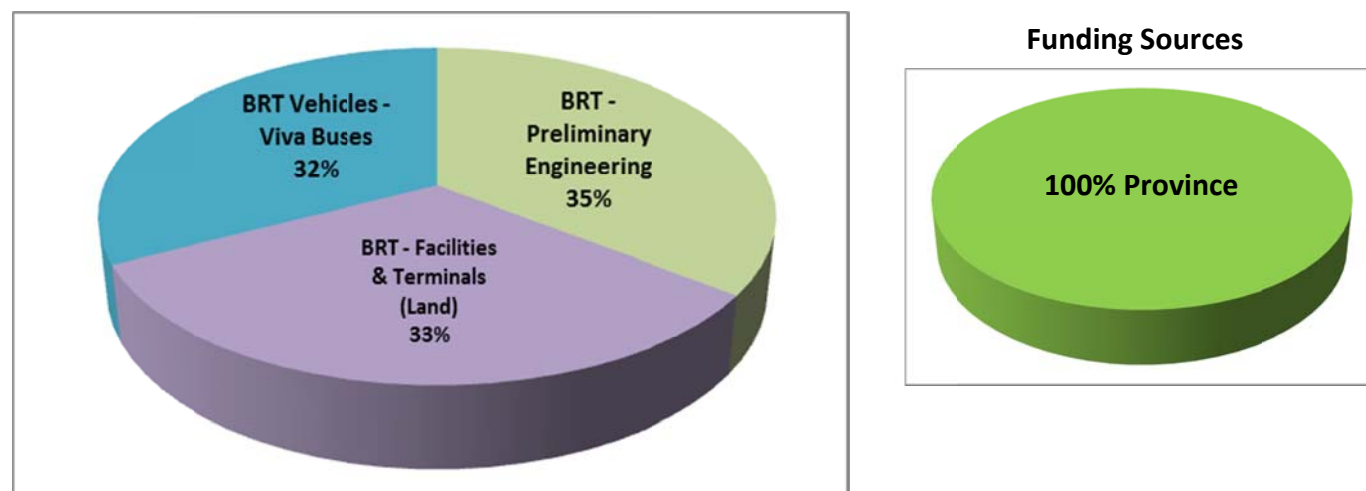
Program	Expenditures		Total Budget *	Budget Remaining	% Remaining
	Expenditures Year-to-Date	Inception-to-Date			
BRT Rapidways and Stations	76,826,579	594,720,966	1,783,185,744	1,188,464,778	67%
BRT Facilities & Terminals	25,567,448	77,843,417	195,882,746	118,039,329	60%
BRT Vehicles - viva Buses	94,725	48,566,826	48,566,826	-	Completed
Toronto-York Spadina Subway Extension (TYSSE)	49,005,394	627,561,230	1,098,780,000	471,218,770	43%
Yonge North Subway Extension (YNSE)	319,335	3,863,196	4,310,000	446,804	10%
Rapidway Studies	160,263	1,540,899	3,166,709	1,625,810	51%
Total	\$151,973,744	\$1,354,096,534	\$3,133,892,025	\$1,779,795,491	57%

* Budget is net of Municipal/3rd Party Recoveries.

5.2 QUICKWINS – \$67.6 MILLION

A total of \$105.6 million was announced as QuickWins funding. Under this provincial announcement, this funding consisted of a \$67.6 million in funds advanced and an additional contribution of \$38.0 million – which was subsequently transferred and included in the Metrolinx Master Agreement of \$1.755 billion.

Distribution of Funding by Program – \$67.6 million:



The below table shows the project expenditures year-to-date and inception-to-date, and only relates to the \$67.6 million funding announcement.

Program	Expenditures Year-to-Date	Expenditures Inception-to-Date	Total Budget*	Budget Remaining	% Remaining
Enterprise Dr. (PE & Construction)	223,049	18,347,232	18,347,232	-	Completed
Davis Drive (PE)	-	1,652,913	1,652,913	-	0%
Highway 7 West - VMC (PE)	-	660,346	660,346	-	0%
Highway 7 West - Main (PE)	-	6,918,831	6,918,831	-	0%
Yonge Street (PE)	-	590,827	590,827	-	0%
BRT Facilities & Terminals (Land)	-	17,895,127	25,881,399	7,986,272	31%
BRT Vehicles - viva Buses (12)	-	13,554,127	13,554,127	-	Completed
Total	\$223,049	\$59,619,403	\$67,605,675	\$7,986,272	11%

* Budget is net of Municipal/3rd Party Recoveries.

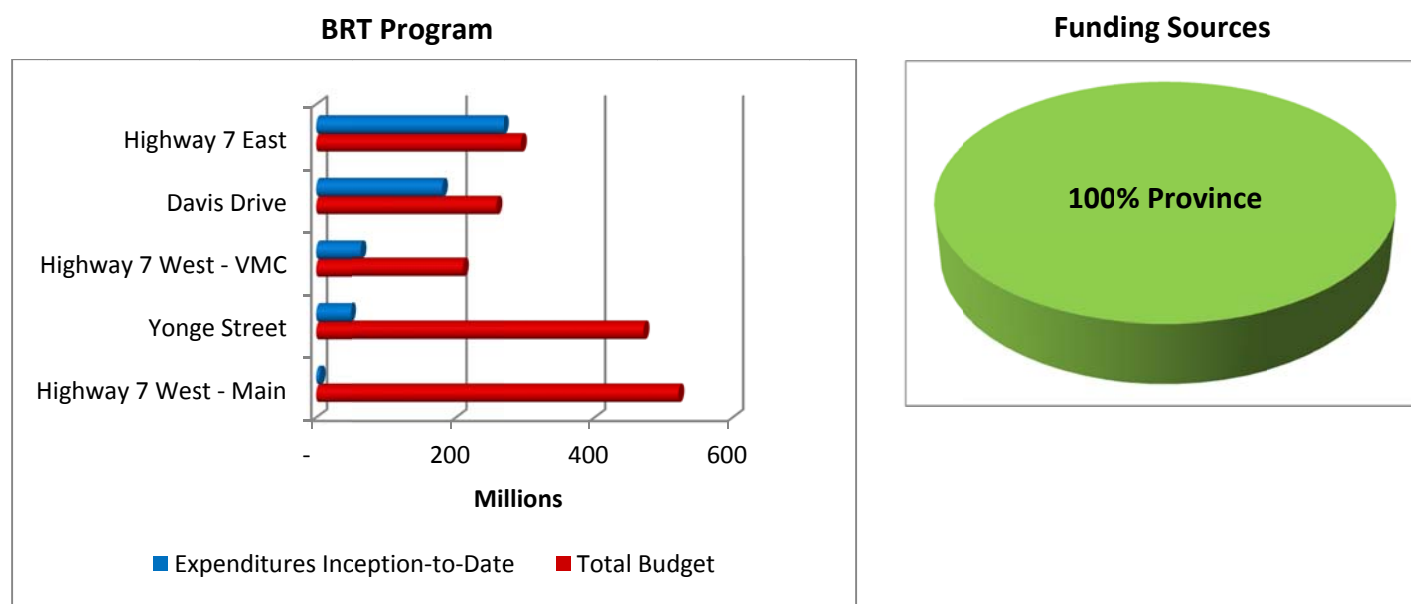
5.3 METROLINX MASTER AGREEMENT - \$1.8 BILLION

Funding 100% of York Region’s current vivaNext BRT capital program, as per ‘The Big Move’ announcement for transportation infrastructure plan in the Greater Toronto and Hamilton Area (GTHA), the Metrolinx Master Agreement of \$1.755 billion includes:

- \$38.0 million in funding remaining from the original \$105.6 million QuickWins announcement;
- \$85.0 million for the Provincial ‘CSIF’ funding announcement; and
- Escalation relating to the \$1.4 billion announcement.

With the Highway 7 East (H3), Davis Drive (D1), Highway 7 West (H2-VMC), and Yonge Street rapidways under construction, the year-to-date expenditures were \$76.6 million, bringing the total expenditures to \$566.6 million since inception of the program. The below table shows the project expenditures year-to-date and inception-to-date by rapidway, and provides a comparative versus the respective budgets.

Distribution of Funding by Program – \$1.8 billion:



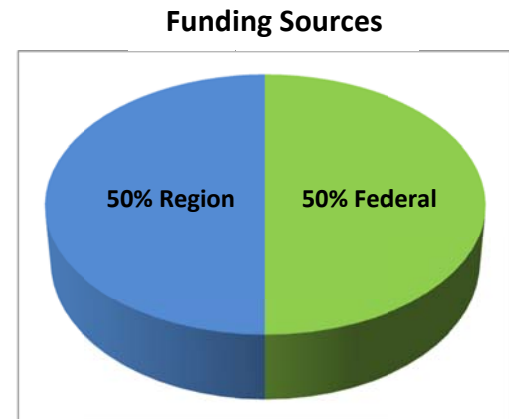
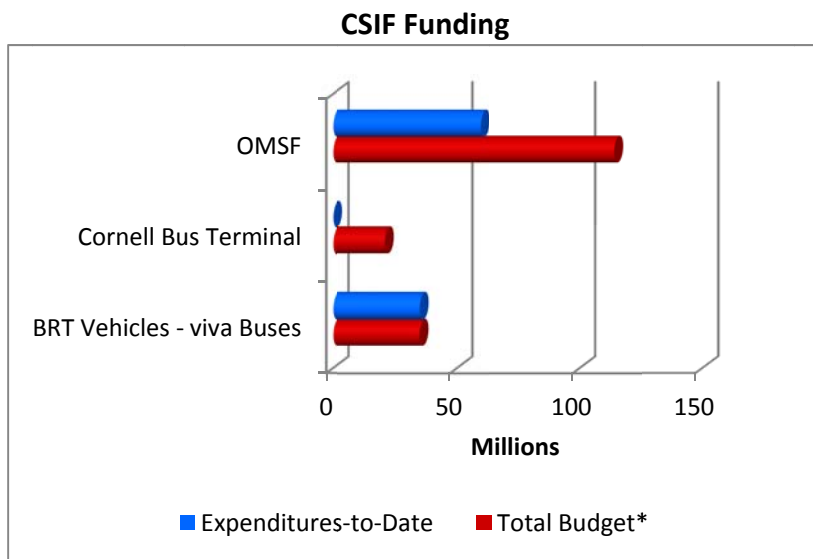
Project	Expenditures Year-to-Date	Expenditures Inception-to-Date	Total Budget*	Budget Remaining	% Remaining
Highway 7 East	13,556,229	269,727,540	295,405,883	25,678,343	9%
Davis Drive	23,899,667	180,053,318	257,920,234	77,866,916	30%
Highway 7 West - VMC	19,452,323	63,475,038	210,044,574	146,569,536	70%
Yonge Street	17,674,335	48,635,706	469,576,552	420,940,846	90%
Highway 7 West - Main	2,020,976	4,659,214	522,068,353	517,409,139	99%
Total	\$76,603,530	\$566,550,816	\$1,755,015,596	\$1,188,464,780	68%

* Budget is net of Municipal/3rd Party Recoveries.

5.4 FEDERAL CSIF CONTRIBUTION AGREEMENT – \$170.0 MILLION

The Federal Canada Strategic Infrastructure Fund (CSIF) contribution agreement, worth \$170.0 million, was executed on March 15, 2011 – a 50-50 contribution partnership between the Federal Government and York Region. With the construction for the Operations, Maintenance & Storage Facility progressing – project completion at 51%, the year-to-date expenditures were \$25.6 million, bringing the total expenditures to \$94.9 million since inception of the program. The below table shows the project expenditures year-to-date and inception-to-date, and provides a comparative versus the respective budgets.

Distribution of Funding by Project – \$170.0 million:



Project	Expenditures Year-to-Date	Expenditures Inception-to-Date	Total Budget **	Budget Remaining	% Remaining
Operations, Maintenance and Storage Facility (OMSF) *	25,526,886	59,774,915	113,970,815	54,195,900	48%
Cornell Bus Terminal *	22,876	118,907	21,016,487	20,897,580	100%
BRT Vehicles - viva Buses (39)	94,725	35,012,699	35,012,699	-	Completed
Total	\$25,644,487	\$94,906,520	\$170,000,000	\$75,093,480	44%

* Lands for the OMSF and Cornell Bus Terminal are funded under QuickWins.

** Budget is net of Municipal/3rd Party Recoveries.

5.5 TORONTO-YORK SPADINA SUBWAY EXTENSION PROGRAM – \$1.1 BILLION

The total budget committed by the funding partners towards Toronto-York Spadina Subway Extension (TYSSE) is \$2.6 billion, of which \$1.1 billion worth of assets (40%) are being built in York Region:

- Region’s commitment to this program is \$351.6 million, with the Federal government and the Province of Ontario contributing similar amounts for the Region’s share of \$1.1 billion.

In addition, the Region has agreed to pay an additional \$30.0 million in “Capacity Buy-In” to the Toronto Transit Commission, as per the Memorandum of Understanding (MOU) with the City of Toronto. As well, the Region has committed \$13.7 million towards designing and building an interface-concourse between the subway and the Viva Station at Vaughan Metropolitan Centre (VMC).

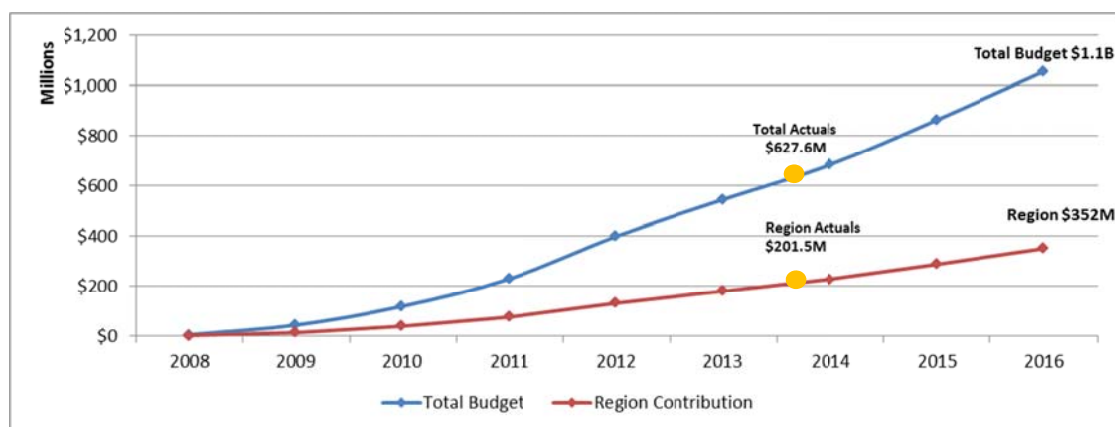
Since the start of the program to now, the Region has contributed \$201.5 million of the total construction costs, excluding the “Capacity Buy-In” MOU and the Viva Concourse at Highway 7 West, Vaughan Metropolitan Centre. Rail and track works are progressing and construction continues at all 3 stations in the Region.

The table below shows the project expenditures quarter-to-date and inception-to-date.

Project	Expenditures Year-to-Date	Expenditures Inception-to-Date	Total Budget*	Budget Remaining	% Remaining
York Region - Capacity Buy-In	-	20,000,000	29,980,000	9,980,000	33%
York Region - viva Concourse	53,599	3,105,529	13,679,874	10,574,345	77%
York Region - Downsview	-	68,603	320,126	251,523	79%
York Region - Subway Construction	16,317,265	201,462,366	351,600,000	150,137,634	43%
Province - Subway Construction	16,317,265	201,462,366	351,600,000	150,137,634	43%
Government of Canada - Subway Construction	16,317,265	201,462,366	351,600,000	150,137,634	43%
Total	\$49,005,394	\$627,561,230	\$1,098,780,000	471,218,770	43%

* Budget is net of Municipal/3rd Party Recoveries.

TYSSE - Construction



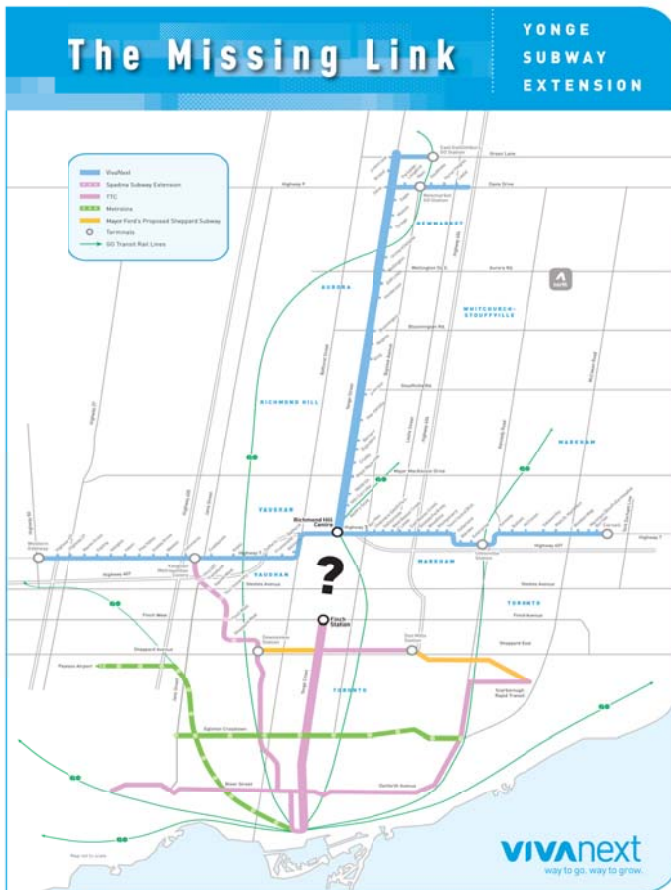
5.6 YONGE NORTH SUBWAY EXTENSION PROGRAM

The Environment Assessment Work was completed, and the Conceptual Design Study Final report was received and endorsed by the YRRTC Board in April of 2012 – representing all of the actual project expenditures since inception of the program. The preferred option for the location of the Train Storage Facility Transit Project has been included in a report to the Toronto Transit Commission Board in August, and will be filed this Fall as an addendum to the current TPAP.

YRRTC is working with Metrolinx, the City of Toronto and TTC on the Yonge North Relief Study to secure funding and phasing, if any, for the Yonge North subway Extension.

Project	Expenditures Year-to-Date	Expenditures Inception-to-Date	Total Budget	Budget Remaining	% Remaining
Environment Assessment and Conceptual Design	319,335	3,863,196	4,310,000	446,804	10%
Preliminary Engineering	-	-	-	-	-
Construction	-	-	-	-	-
Total	\$319,335	\$3,863,196	\$4,310,000	\$446,804	10%

Construction budget has not been set up as sources of funding are still being sought.



5.7 OPERATING EXPENDITURES SUMMARY

Year-to-Date Net Operating Expenditures were \$5.5 million.

- **Gross Operating Expenditures were \$16.9 million, offset by:**
 - Capital Recoveries of **(\$6.3 million)** against the Metrolinx and Regional Capital Programs – YRRTC staff and administrative costs, including office leases.
 - Financing Costs of \$9.2 million for Debt Principal and Interest payments, offset by Revenues of **(\$5.1 million)** from Development Charges and Federal Gas-Tax Revenues.
 - Operating Expenses expected to be within the Operating Budget of \$11.7 million.

YRRTC Operating Expenditures, Q2-2014

Operating Expenditures (\$ Millions)	Total Operating Expenditures \$	Regional Operating Expenditures \$	Metrolinx Operating Expenditures \$
YRRTC Staff & Administration	4.8	1.3	3.5
York Region Staff & Administration	2.9	0.3	2.6
Financing Costs	9.2	9.2	0.0
Gross Operating	16.9	10.8	6.1
Capital Recoveries	(6.3)	0.2	(6.5)
Revenues	(5.1)	(5.1)	0.0
Net Operating - Tax Levy	5.5	5.9	(0.4)

York Region Rapid Transit Corp.
Share of Regional Tax Dollar – 1 cent



Operating
Budget:
\$11.7M


6.0 COMMUNICATIONS

6.1 GOVERNMENT RELATIONS

- Work to seek funding sources for future vivaNext projects as contemplated in the York Region Transportation Master Plan and YRRTC’s 10-Year Business Plan (2013-2023) is underway. Current identified priorities are:
 1. Unfunded rapidway segments on Highway 7 – from Highway 50 to Helen St. and Unionville Station to Reesor Rd.
 2. Unfunded rapidway segment on Yonge St. – from 19th Ave. to Mulock Dr.
 3. Preliminary Engineering for the Yonge North Subway Extension.
 4. Viva Buses – to the existing fleet of 123 vehicles.
- In partnership with Metrolinx, applications are being prepared for submission to P3 Canada/New Build Canada – which currently has an overall funding of \$2.7 billion available.

6.2 COMMUNITY ENGAGEMENT

- Community Liaison staff continues to meet with stakeholders along the corridor and expanding information sharing with business owners, property management personnel, the Markham Board of Trade, Richmond Hill Chamber of Commerce, Newmarket Chamber of Commerce and Vaughan Chamber of Commerce.
- Organized and/or participated in a number of public and community events and presentations to engage residents, the public and support communities and business owners as well as provide information:

<p>City of Vaughan</p> <ul style="list-style-type: none"> ■ Priorities and Key Initiatives Committee (May) ■ Vaughan Property Owners Meeting (Jun.) ■ Vaughan Concert in the Park (Jun.) ■ Concord West Seniors Club (Jun.) ■ Vaughan Municipal Law Enforcement Presentation (Jun.) 	<p>Town of Newmarket</p> <ul style="list-style-type: none"> ■ Mayor’s Luncheon in Newmarket (Apr.) ■ Committee of the Whole (Apr.) ■ Newmarket Youth Centre (May) ■ Smart Commute in Newmarket (May) ■ Newmarket Tannery Presentations (Jun.) ■ Newmarket Farmers’ Market (Jun.) ■ Davis Drive Summer Event and Construction Tours (Jun.)
<p>City of Markham</p> <ul style="list-style-type: none"> ■ Development Services Committee (May) ■ Rotary Club of Markham (May) 	<p>Town of Richmond Hill</p> <ul style="list-style-type: none"> ■ Committee of the Whole (May)
<p>Other Municipalities & Stakeholders</p> <ul style="list-style-type: none"> ■ Aurora Ratepayers Association Presentation (Apr.) ■ Aurora Home Show (Apr.) ■ The York Region District School Board (Apr.) ■ The Lake Simcoe Region Conservation Authority (Apr.) 	

- Launched broad-based Business Support & Community Engagement Program – advertising campaigns for all corridors under construction including: radio tags, local newspaper ads, corridor signage, Facebook ads, Cineplex Odeon pre-show campaign and posters.



- Engagement on social media (Twitter, YouTube, Facebook and blog) continues to be an effective communication tool with a number of followers sharing views and comments.

Measure / Statistics	2014	
	Q1-2014	Q2-2014
Visitors to vivanext.com	7,050	8,182
Page views to vivanext.com	22,173	26,334
Followers on Twitter	1,778	1,864
Friends on Facebook	1,634	1,733

- Subscription for construction updates on the vivaNext website (www.vivanext.com) were as follows:

Subscribers	Q1-2014	Q2-2014
Highway 7 - Markham	1,333	1,296
Highway 7 - Vaughan	1,317	1,237
Davis Drive - Newmarket	1,571	1,527
Yonge Street – Richmond Hill & Newmarket	-	1,246
Yonge North Subway Extension	1,345	1,345
Spadina Subway Extension	1,102	1,023
E-Newsletter	6,869	6,657

Community Liaison staff are available to meet with the community to speak about our projects and provide information.

community liaisons

Markham / Richmond Hill



Nimisha Raja
 Tel: 905.886.6767 Ext. 71023
 Cell: 416.712.8938
 Email: nimisha.raja@york.ca

Vaughan



Carrie Slattery
 Tel: 905.886.6767 Ext. 71129
 Cell: 289.716.0091
 Email: carrie.slattery@york.ca

Newmarket



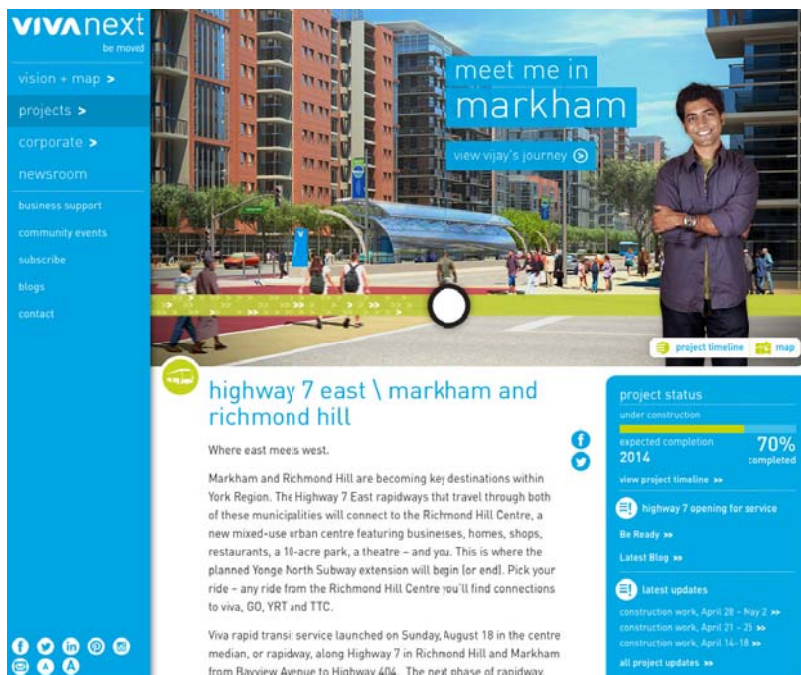
Michelle Dudzik
 Tel: 905.886.6767 Ext. 71096
 Cell: 905.716.7663
 Email: michelle.dudzik@york.ca

Yonge Street



Leslie Pawlowski
 Tel: 905.886.6767 Ext. 71357
 Cell: 905.505.1430
 Email: leslie.pawlowski@york.ca

For more information on our projects, please visit the vivaNext website. <http://www.vivanext.com>



Hermes Creative Award

- YRRTC was awarded 3 Hermes Creative Awards by the international Association of Marketing and Communications Professionals which recognizes entrants who are outstanding and excellent in terms of quality, creativity, resourcefulness and innovation.
 - Platinum Award: 2012 Annual Report ;
 - Platinum Award: vivaNext website;
 - Gold Award: vivaNext Brand Handbook, Integrated Marketing and Company Branding .

APPENDIX 1: AWARDED CONTRACTS

Table 1 Awarded Contracts

The following table provides a full breakdown by *Category - YRRTC Procurement* awarded for the period of this report.

Category	Description	ID	Vendor Actual (As per PO)	Awarded Value	Total
Corporate (1)	Executive Search, Design Chief, Infrastructure and Development	RFQ-14-059-RT	Phelps Group	\$ 38,699	\$ 38,699
	Y2.1 Sign & Lighting Estimates	RFQ-14-017-RT	Sign Fix Installation Professi	12,750	
Property (10)	Y2.1 Appraisal Services - Commercial/Retail Properties	IT-14-010-RT	Cushman & Wakefield Ltd	96,200	
	Y2.1 and Y2.2 Landscaping & Fencing Estimates	RFQ-14-018-RT	Silv-Econ Ltd.	12,231	
	H2 Appraisal Services for Office/Commercial/Industrial Properties	IT-14-020-RT	Cushman & Wakefield Ltd.	108,000	
	H2 Appraisal Services for Residential Properties	IT-14-021-RT	Cushman & Wakefield Ltd.	114,400	633,156
	H2 Appraisal Services for Development and Special Properties	IT-14-022-RT	Metrix Realty Group (Ontario)	107,500	
	Y2.2 Appraisal Services	IT-14-023-RT	Cushman & Wakefield Ltd.	94,000	
	H2 Parking Layout Design Plans	RFQ-14-024-RT	Kevin Manuel Architects Ltd.	63,975	
	Y3.2 Surveyors (Lloyd & Purcell)	RFQ-14-053-RT	Lloyd & Purcell Ltd.	16,700	
	Y2.2 Surveyors	RFQ-14-056-RT	J.D. Barnes Limited	7,400	
	Preliminary Engineering (2)	Cornell Environmental & Geotechnical Services	RFQ-14-052-RT	Cole Engineering Group Ltd.	54,928
H2 Subsurface Utility Engineering		PT-14-047-RT	Cole Engineering Group Ltd.	385,744	
Construction (7)	Yonge Street Bell Utility Relocations	RFQ-14-030-RT	Bell Canada	52,500	
	Yonge Street Enbridge Utility Relocations	RFQ-14-031-RT	Enbridge Gas Distribution Inc.	100,000	
	Yonge Street Rogers Utility Relocations	RFQ-14-032-RT	Rogers Cable Communications Inc.	11,088	
	Yonge Street Powerstream Utility Relocations	RFQ-14-033-RT	Powerstream Inc.	84,884	412,746
	Yonge Street Newmarket-Tay Power Distribution Utility Relocations	RFQ-14-034-RT	Newmarket-Tay Power Distribution	140,500	
	Yonge Street Hydro One Utility Relocations (\$2,500)	RFQ-14-035-RT	Hydro One Networks Inc.	2,595	
	H2-VMC Enbridge Utility Relocation 1927 Highway 7	RFQ-14-058-RT	Enbridge Gas Distribution Inc.	21,179	
Communications (2)	VivaNext "Be Moved" Video	RFP-13-026-RT	inMotion DVS Inc.	67,645	231,645
	H2 & H2-VMC Vaughan Chamber of Commerce Business Support Program	RFQ-14-051-RT	Vaughan Chamber Of Commerce	164,000	
Total (22)					\$ 1,756,918

Table 2 Awarded Contracts by Type

Tender Type	Category	Q2-2014	
		Total (\$)	Count
PT - Invitation to Tender (ITT)	Property	520,100	5
	Preliminary Engineering	385,744	1
RFP - Request for Proposal	Communications	67,645	1
RFQ - Request for Quotation (General)	Corporate	38,699	1
	Property	96,356	4
	Preliminary Engineering	54,928	1
RFQ - Single Source Request for Quotation	Communications	164,000	1
	Property	16,700	1
	Construction	21,179	1
RFQ - Sole Source Request for Quotation	Construction	391,567	6
Grand Total		\$1,756,918	22

APPENDIX 2: CONTRACT VALUE INCREASES

Table 1 Contract Value Increases - Existing

The following table provides a full breakdown by *Category - YRRTC Existing Contract Increases Amended* for the period of this report.

Category	RFX No.	Contract No	Vendor	Increased Amount	Total
Property (3)	PT-10-024-RT	82735	Alex Marton Ltd.	81,051	\$ 152,232
	RFQ-13-070-RT	84512	Jeans,Paul	51,616	
	RFQ-13-089-RT	84495	Sign Source Solution Ltd	19,565	
Preliminary Engineering (2)	PT-13-066-RT	84487	Pipetek Infrastructure Service	3,634	\$ 265,786
	RFQ-14-060-RT	84812	York Consortium	262,152	
Construction (6)	RFQ-11-144-RT	83522	Enbridge Gas Distribution Inc.	6,583	\$ 178,139
	RFQ-11-145-RT	83532	Enbridge Gas Distribution Inc.	40,968	
	RFQ-11-159-RT	83564	Enbridge Gas Distribution Inc.	61,424	
	RFQ-12-078-RT	84712	Resource Environmental Associates	13,500	
	RFQ-13-056-RT	84405	Enbridge Gas Distribution Inc.	33,790	
	RFQ-13-048-RT	84370	Enbridge Gas Distribution Inc.	21,874	
Program Management (1)	RFQ-12-057-RT	84004	York Consortium	209,944	209,944
Total (11)					\$ 806,101

Table 2 Contracts Extensions - Existing

The following table provides a full breakdown by *Category – YRRTC Existing Contract Extensions* for the period of this report.

Category	RFX No.	Contract No	Vendor
Property (5)	PT-10-024-RT	82735	Alex Marton Ltd.
	RFQ-13-070-RT	84512	Jeans,Paul
	RFP-12-028-RT	84017	SPL Consultants Ltd.
	RFQ-13-089-RT	84495	Sign Source Solution Ltd.
	RFP-12-016-RT	84493	S2S Environmental Inc.
Preliminary Engineering (1)	PT-13-087-RT	84508	AMEC Environment & Infrastructure
Construction (4)	CC-10-057-RT	83251	Kiewit-Ellis Don, A Partnership
	RFQ-11-144-RT	53522	Enbridge Gas Distribution Inc.
	RFQ-11-145-RT	83532	Enbridge Gas Distribution Inc.
	RFSA-12-001-RT	83660	Toronto & Region Conservation
Total (10)			

Table 3 Contracts Closures - Existing

The following table provides a full breakdown by *Category - YRRTC Contract Closures* for the period of this report.

Category	RFX No.	Contract No.	Vendor
Property (3)	RFP-11-137-RT	B00013226	S2S Environmental Inc
	RFQ-13-009-RT	B00014507	Cathy V. Bentley Forestry Consulting
	RFQ-13-095-RT	B00014889	Kneeshaw Electrical Services
Preliminary Engineering (12)	A016090	B00010508	York Consortium
	A025200	B00011536	York Consortium
	A025109	B00010945	York Consortium
	A025113	B00011046	York Consortium
	RFQ-13-050-RT	B00014578	Cambium Inc.
	PT-13-049-RT	B00014579	Cambium Inc.
	PT-13-059-RT	B00014479	Cole Engineering Group Ltd.
	PT-13-060-RT	B00014480	Cole Engineering Group Ltd.
	PT-13-067-RT	B00014665	Pipetek Infrastructure Services Inc
	PT-13-065-RT	B00014663	Pipetek Infrastructure Services Inc
	RFQ-13-098-RT	B00014835	Ontario Traffic Inc
	A025136	B00011698	York Consortium
Construction (8)	RFQ-10-070-RT	83207	Powerstream Inc.
	A025134	82733	Kiewit-Ellis Don, A Partnership
	OE-11-027-RT	B00012606	York Consortium
	RFQ-11-044-RT	B00012686	Enbridge Consumers Gas System
	RFQ-12-029-RT	B00013437	Rogers Communications Inc.
	RFQ-12-036-RT	B00013624	Rogers Communications Inc.
	RFQ-12-042-RT	82817	Powerstream Inc.
	OE-11-031-RT	B00012679	York Consortium
Communications (1)	RFQ-12-076-RT	B00014077	Levona Digital Art
Subway (1)	RFP-11-050-RT	B00013436	Edinburgh Rail (Canada) Ltd
Total (25)			

APPENDIX 3: PROCUREMENTS IN PROGRESS

Table 1 Procurements in Progress

The following table provides a full breakdown by *Category - YRRTC Outstanding Procurements* for the period of this report, whereby a solicitation has been advertised, but no award has yet been issued.

Category	Estimated Value	ID	Description	Estimated Start Period
Property (3)	\$100,001 to \$500,000	PT-14-006-RT	D1 Demolition 299 Davis Drive, Town of Newmarket	Q3-2014
	\$50,001 to \$100,000	RFQ-14-061-RT	H2-VMC Private Service Connection for Transformer Relocation at 1970 Highway 7	Q3-2014
	\$10,001 to \$25,000	RFQ-14-044-RT	H3 Appraisal Services (3 properties)	Q3-2014

APPENDIX 4: UPCOMING PROCUREMENTS

Table 1 Upcoming Procurement

The following table provides a full breakdown by *Category - YRRTC Upcoming Procurement* for the period.

Category	Estimated Value	ID	Description	Estimated Project Start Period
Property (12)	\$100,001 to \$500,000	PT-14-007-RT	D1 Demolition 161 Davis Drive, Newmarket	Q3-2014
		PT-14-015-RT	H2-VMC Supply & Installation of Permanent Signs	Q3-2014
	\$50,001 to \$100,000	RFQ-14-027-RT	H2 Landscaping and Fencing Inventory and Estimates	Q3-2014
		RFQ-14-045-RT	D1 Transformer & Light Standard Relocation, Reinstatement of Island	Q3-2014
		PT-14-037-RT	Y2.1 and Y2.2 Parking Layout Design Plans	Q3-2014
		RFQ-14-065-RT	Y2.1 Legal Surveyor Services for Expropriation Plans (56 Properties)	Q3-2014
		RFQ-14-066-RT	Y2.2 Legal Surveyor Services for Expropriation Plans (44 Properties)	Q3-2014
		RFQ-14-005-RT	H2-VMC Septic Tile Bed Decommissioning	Q3-2014
	\$25,001 to \$50,000	RFQ-14-046-RT	H2-VMC 3rd Party Removals	Q3-2014
		RFQ-14-057-RT	D1 Subsurface Investigation & RAP for 157-159, 161 Davis Drive (Cole Engineering Group)	Q3-2014
		RFQ-14-062-RT	Private Fence Installation and Relocation at 2851 Highway 7, City of Vaughan	Q3-2014
		RFQ-14-064-RT	Y2.1, Y2.2 and Y3.2 Legal Surveyor Services for Reference Plans (18 properties)	Q3-2014
Construction (5)	> \$1,000,000		H2-IO Bundle Design-Builder	Q3-2015
	\$500,001 to \$1,000,000	RFQ-14-054-RT	D1 Bell Utility Relocations	Q3-2014
	\$100,001 to \$500,000	RFQ-14-009-RT	H3 Rogers Utility Relocations South Section	Q3-2014
		RFQ-14-063-RT	D1 Enbridge Parkside Drive	Q3-2014
	\$50,001 to \$100,000	RFQ-14-043-RT	H3 MTS Allstream Inc. Utility Relocation South Section	Q3-2014
Communications (3)	\$500,001 to \$1,000,000	RFP-14-003-RT	Printing Services & Construction Signage	Q3-2014
	\$100,001 to \$500,000	RFP-14-042-RT	vivaNext Corridor Banners	Q1-2015
	\$50,001 to \$100,000	RFQ-14-041-RT	vivaNext Aerial Photography	Q3-2014
Subway (2)	\$1,000,001 to \$5,000,000	RFP-14-040-RT	TYSSE - YRT/Viva Fare Collection Systems & Intelligent Transportation Systems (ITS)	Q2-2015
	\$0 to \$5,000	RFQ-14-001-RT	Qualification for TYSSE Stations System Design Build	Q1-2015
Terminals (3)	\$100,001 to \$500,000	RFP-14-048-RT	Cornell Station Design Consultant	Q3-2014
		RFP-14-049-RT	Park 'n' Ride Warden Jug Handle Planning Program	Q3-2014
	\$0 to \$5,000	RFQ-14-050-RT	VMC Station Construction Prequalification	Q4-2014
Total				25