

Route 28 – Zenway

Route Implementation Date:

- > April 2008
- > Restructured September 2011
- > Restructured June 2014

Route Type/Routing:

- > Local
- > Monday to Friday service provided from the bus loop at Steeles Avenue and Highway 27 to Rutherford Road and Highway 50

Major Trip Generators:

- > Vaughan West Business Park
- > Steeles Avenue corridor

Service Changes:

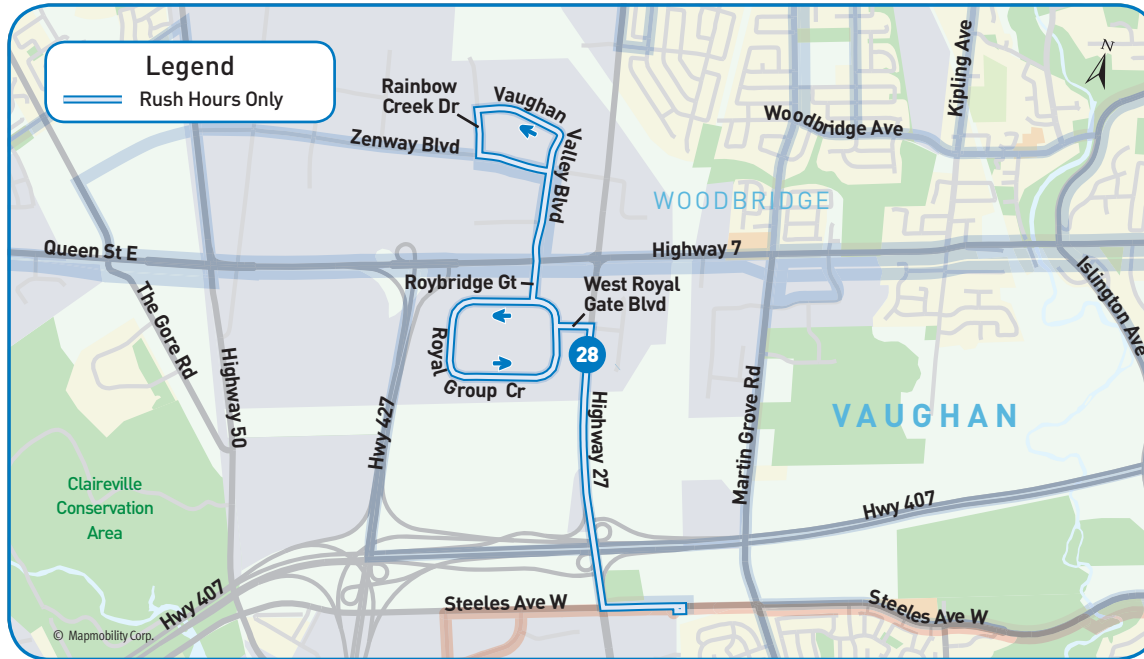
- > Route 28 will be restructured to service new employments developments north of Zenway Boulevard in Vaughan

Passenger Impacts/Options:

- > The rush hour frequency will change from 35 minutes to 60 minutes
- > Additional early morning, midday, and evening service provided



Cancelled 2014 Annual Service Plan Initiative Map



Housing Facilities: Nursing Home Retirement Home Social Housing

Previous Route Performance (2013)

Performance Indicator	Value
Average route ridership (weekday daily)	36
Average route ridership (weekday rush-hour)	33
Average route ridership per hour (weekday rush hour)	4
Average route ridership (weekday non-rush hour)	3
Average route ridership per hour (weekday non-rush hour)	4
Net cost per passenger (weekday rush hour)	\$18.86
Net cost per passenger (weekday non-rush hour)	\$19.03
Revenue/Cost (weekday rush hour)	13%
Revenue/Cost (weekday non-rush hour)	12%

Previous Operating Period and Frequency (in Minutes):

Early AM	AM Rush Hour	Midday	PM Rush Hour	Early Evening	Late Evening	Saturday	Sunday/Holiday
N/A	35	N/A	35	N/A	N/A	N/A	N/A

Rush hour – 6:00 a.m. to 9:00 a.m. and 3:00 p.m. to 7:00 p.m.

Non-rush hour – beginning of service until 6:00 a.m., 9:00 a.m. to 3:00 p.m. and 7:00 p.m. until end of service

Route 77 – Highway 7

Route Implementation Date:

- > Pre-Amalgamation
- > Restructured September 2010

Route Type/Routing:

- > Base
- > Monday to Sunday/Holiday service provided primarily along Highway 7 between Finch GO Bus Terminal and Highway 50

Major Trip Generators:

- > Finch GO Bus Terminal
- > Promenade Terminal
- > Zenway Industrial Area

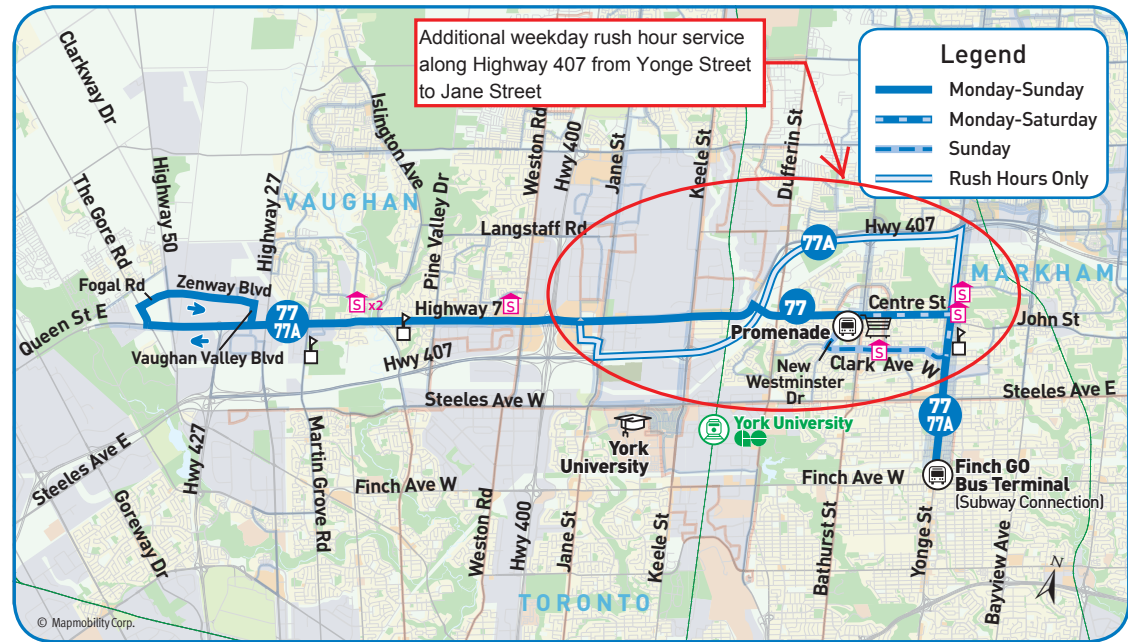
Service Changes:

- > New Route 77A branch service during weekday rush hours to mitigate the impact of construction along Highway 7. The new branch will operate on Highway 407 between Yonge Street and Jane Street

Passenger Impacts/Options:

- > Additional service available for passengers

Current Route Map



Housing Facilities: Nursing Home Retirement Home Social Housing

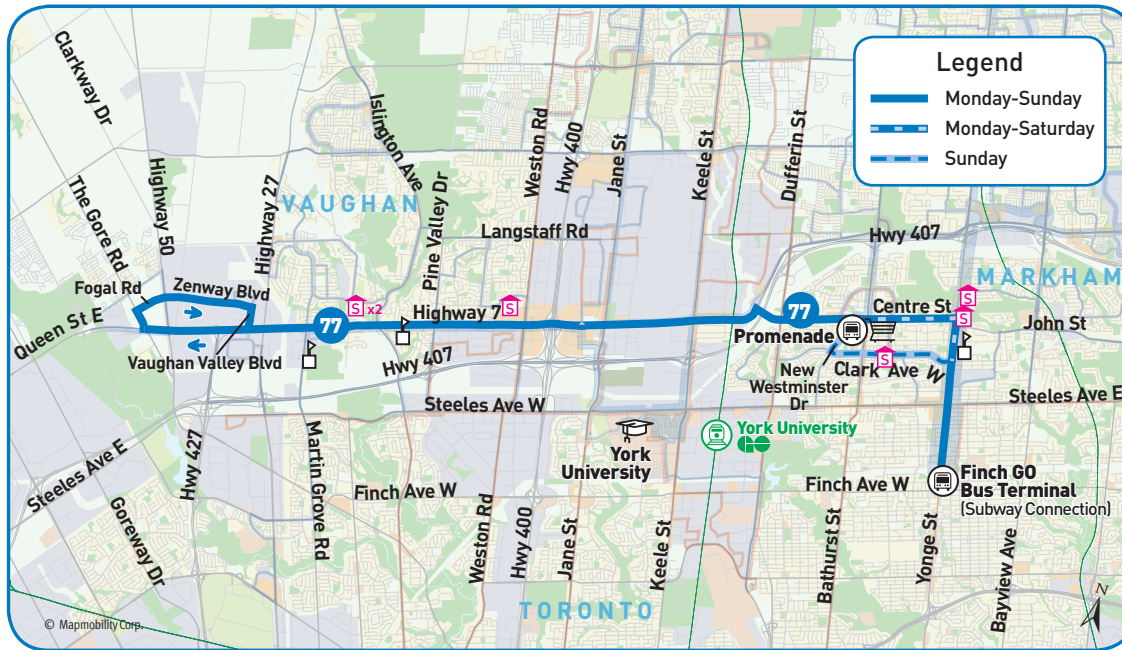
Previous Operating Period and Frequency (in Minutes):

Early AM	AM Rush Hour	Midday	PM Rush Hour	Early Evening	Late Evening	Saturday	Sunday/Holiday
15	15	22	15	18	32	31	42

Rush hour – 6:00 a.m. to 9:00 a.m. and 3:00 p.m. to 7:00 p.m.

Non-rush hour – beginning of service until 6:00 a.m., 9:00 a.m. to 3:00 p.m. and 7:00 p.m. until end of service

Previous Route Map



Previous Route Performance (2013):

Performance Indicator	Value
Average route ridership (weekday daily)	3,685
Average route ridership (weekday rush-hour)	2,416
Average route ridership per hour (weekday rush hour)	34
Average route ridership (weekday non-rush hour)	1,269
Average route ridership per hour (weekday non-rush hour)	15
Net cost per passenger (weekday rush hour)	-\$0.05
Net cost per passenger (weekday non-rush hour)	\$3.39
Revenue/Cost (weekday rush hour)	102%
Revenue/Cost (weekday non-rush hour)	44%

Route 760 – Vaughan Mills/Wonderland

Route Implementation Date:

- > May 2012

Route Type/Routing:

- > Seasonal
- > Saturday and Sunday/holiday service from the Finch GO Bus Terminal to Vaughan Mills Mall and Canada’s Wonderland via the Richmond Hill Centre Terminal

Major Trip Generators:

- > Finch GO Bus Terminal
- > Richmond Hill Centre Terminal
- > Vaughan Mills Mall
- > Canada’s Wonderland

Service Changes:

- > Additional seasonal weekday service between July and August to Vaughan Mills Mall and Canada’s Wonderland to/from the Finch GO Bus Terminal

Passenger Impacts/Options:

- > Additional service on the weekday for passengers

Previous Operating Period and Frequency (in Minutes):

Early AM	AM Rush Hour	Midday	PM Rush Hour	Early Evening	Late Evening	Saturday	Sunday/Holiday
N/A	N/A	N/A	N/A	N/A	N/A	60	60

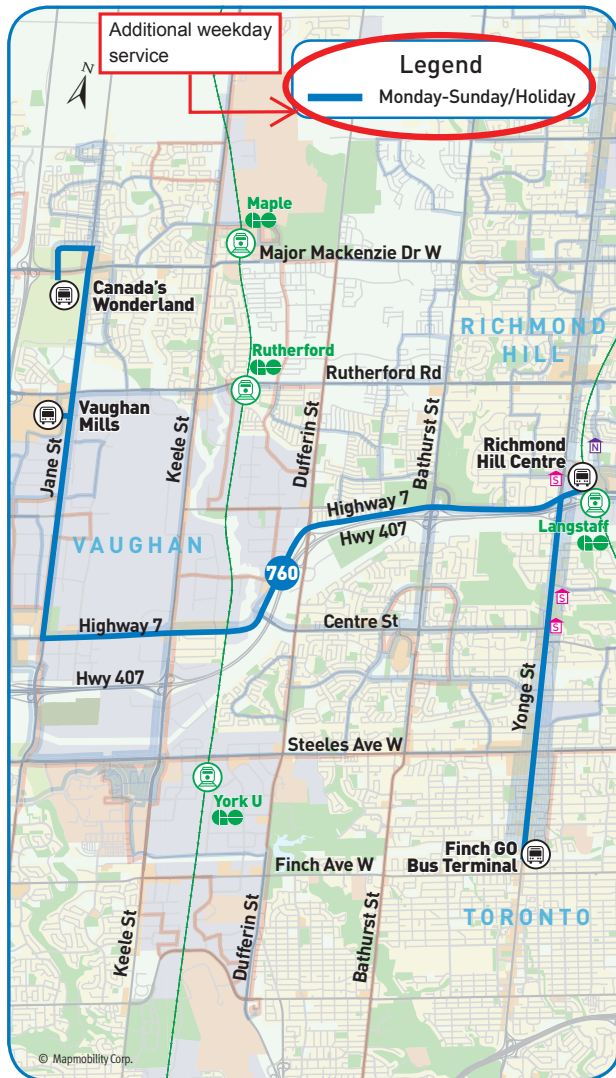
Rush hour – 6:00 a.m. to 9:00 a.m. and 3:00 p.m. to 7:00 p.m.

Non-rush hour – beginning of service until 6:00 a.m., 9:00 a.m. to 3:00 p.m. and 7:00 p.m. until end of service

Current Route Performance 2013

Performance Indicator	Value
Average route ridership (Saturday)	340
Average route ridership per hour (Saturday)	13
Average route ridership (Sunday)	229
Average route ridership per hour (Sunday)	9
Net cost per passenger (Saturday)	\$4.35
Net cost per passenger (Sunday/holiday)	\$7.80
Revenue/Cost (Saturday)	38%
Revenue/Cost (Sunday/holiday)	26%

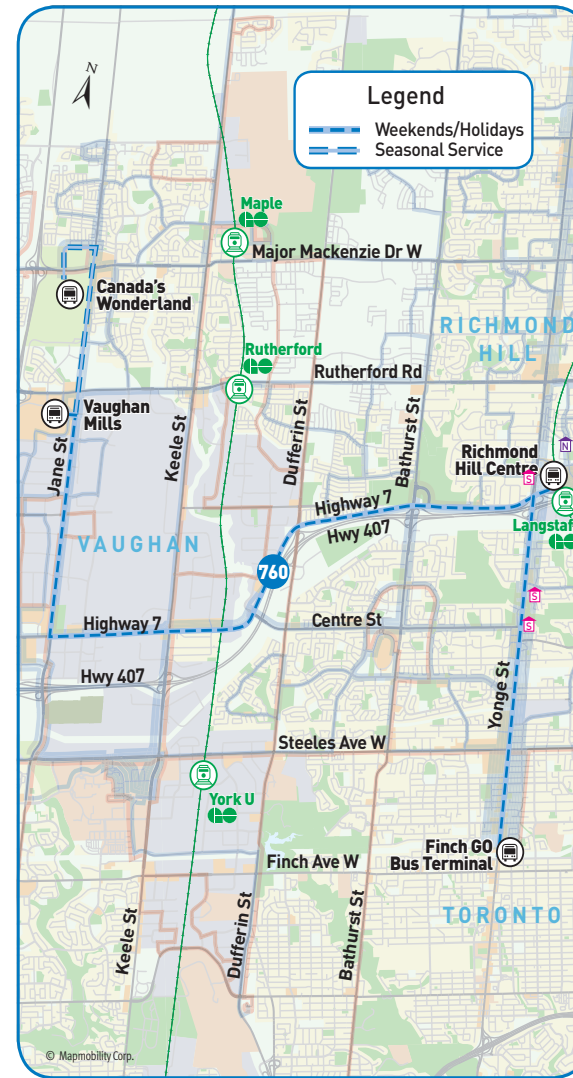
Current Route Map



Housing Facilities

- Nursing Home
- Retirement Home
- Social Housing

Previous Route Map



Housing Facilities

- Nursing Home
- Retirement Home
- Social Housing

4.5 | Viva

Viva blue/blue A

Route Implementation Date:

- > September 2005

Route Type/Routing:

- > Base
- > Monday to Sunday/Holiday service provided along Yonge Street between Newmarket GO Bus Terminal and Finch GO Bus Terminal

Major Trip Generators:

- > Finch GO Bus Terminal
- > Richmond Hill Centre Terminal
- > Bernard Terminal
- > Newmarket GO Bus Terminal
- > Upper Canada Mall

Service Changes:

- > To meet increased passenger demand, frequency was increased during weekday rush hour periods

Passenger Impacts/Options:

- > Additional service available for passengers

Previous Operating Period and Frequency (in Minutes):

Early AM	AM Rush Hour	Midday	PM Rush Hour	Early Evening	Late Evening	Saturday	Sunday/Holiday
15	8	8	8	15	17	8	9

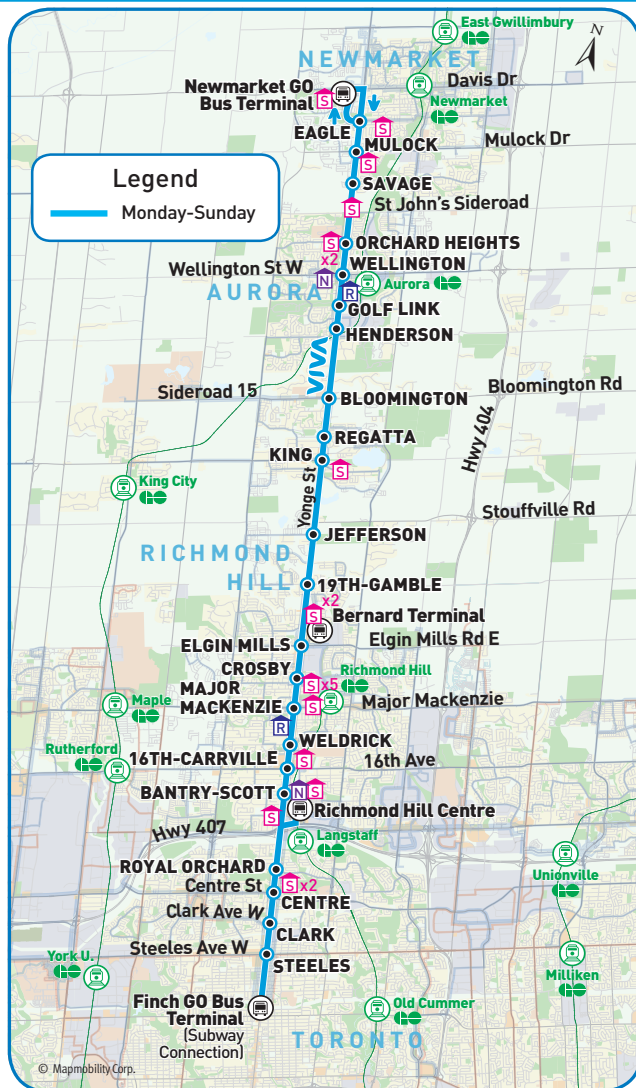
Rush hour – 6:00 a.m. to 9:00 a.m. and 3:00 p.m. to 7:00 p.m.

Non-rush hour – beginning of service until 6:00 a.m., 9:00 a.m. to 3:00 p.m. and 7:00 p.m. until end of service

Previous Route Performance (2013):

Performance Indicator	Value
Average route ridership (weekday daily)	15,108
Average route ridership (weekday rush hour)	7,682
Average route ridership per hour (weekday rush hour)	44
Average route ridership (weekday non-rush hour)	7,426
Average route ridership per hour (weekday non-rush hour)	42
Average route ridership (Saturday)	9,012
Average route ridership per hour (Saturday)	33
Average route ridership (Sunday/Holiday)	6,787
Average route ridership per hour (Sunday/Holiday)	33
Net cost per passenger (weekday rush hour)	-\$0.75
Net cost per passenger (weekday non-rush hour)	-\$0.62
Net cost per passenger (Saturday)	-\$0.09
Net cost per passenger (Sunday/Holiday)	-\$0.06
Revenue/Cost (weekday rush hour)	139%
Revenue/Cost (weekday non-rush hour)	130%
Revenue/Cost (Saturday)	104%
Revenue/Cost (Sunday/Holiday)	102%

Previous Route Map



Housing Facilities

-  Nursing Home
-  Retirement Home
-  Social Housing

Current Route Map:

- > Same as Previous Route Map – service initiative did not affect routing

