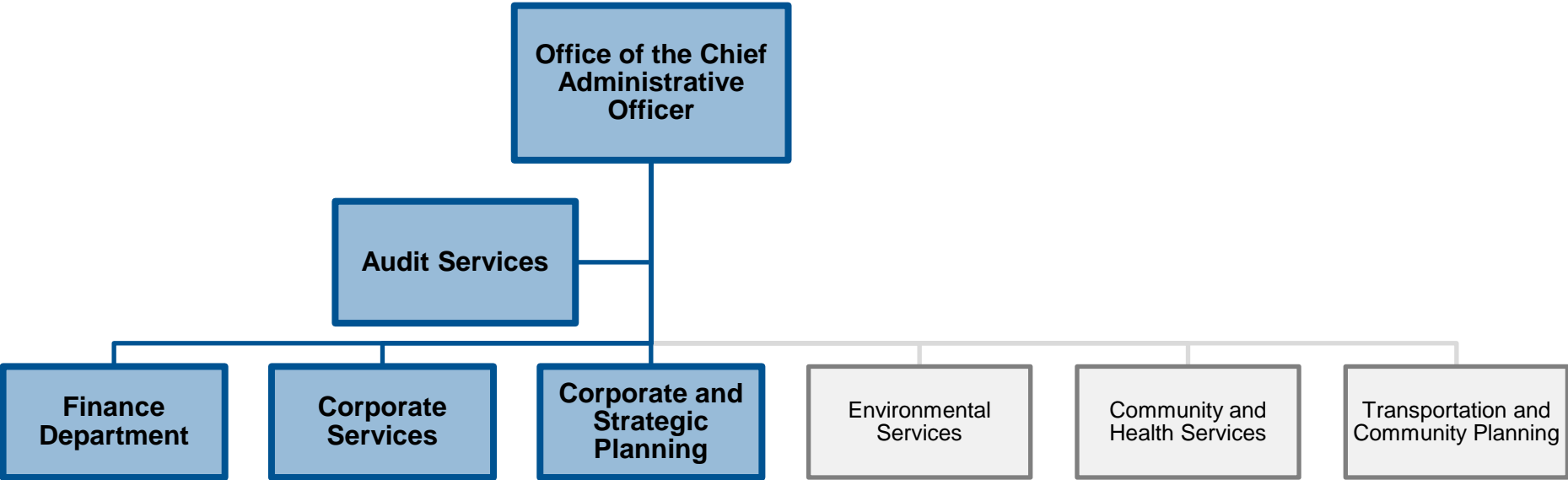

Corporate Management and Financial Items 2014 Business Plan & Budget

Presentation to Committee of the Whole

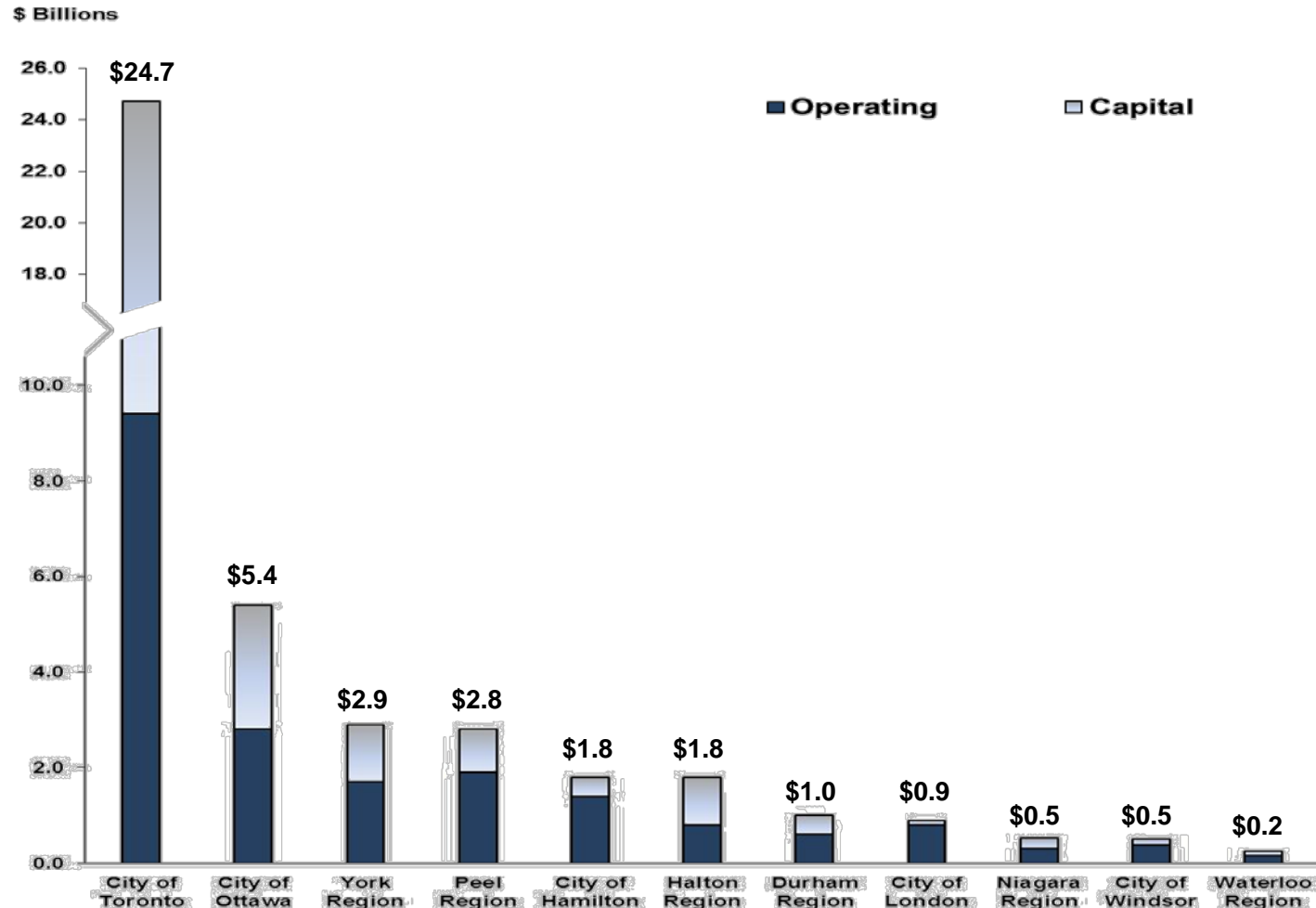
Bill Hughes
December 12, 2013

Corporate Management at York Region



York Region's budget is among the largest in Ontario

2013 Operating and Capital Budget for Ontario Municipalities



Committee of the Whole, December 12, 2013

Slide 3

Effective corporate management helps the Region manage and deliver on priorities



Corporate leadership

- Strategic directions
- Priority setting
- Development and implementation of corporate policies



Financial stewardship and good government

- Business planning and budgets
- Management of debt, investments and reserves
- Financial control and reporting
- Management of corporate assets
- Court services



Enterprise-wide services

- Human resources
- Information technology
- Information management
- Legal services
- Council services
- Procurement
- Space and accommodation



Economic development

- Business investment attraction
- Support for innovation and technology
- Promotion of small business enterprises



Growth planning and management

- Research, data collection and policy development
- Land use planning
- Geographic information systems

Corporate management functions are critical to the effective and sustainable operation of the Regional government

Corporate Management is responsible for 53% of Strategic Plan indicators of success



Together with the Chair's Office, the Corporate Management Departments provide enterprise-wide leadership and services to the corporation to meet Council priorities

2014 Key Corporate Management Priorities



Human Capital Plan



**Economic Development
Action Plan**



Multi-Year Budgets



GIS Partnerships



**Reserve and
Debt Management**



Employment



**Regional Official Plan
Implementation**



**Oak Ridges Moraine
and Greenbelt**



**IT Software and
Hardware Implementation**



Energy Conservation



**Customer Relations
Management System**



**Land and Property
Acquisition Strategy**

2014 Operating Budget

Details can be found in department business plans and budgets located on pages 279 to 362 of the operating budget book

Corporate Management 2014 Operating Budget at a Glance

Corporate Management * (\$ in Millions)	2014 Outlook ⁺	2014 Proposed ⁺	Change to Outlook ⁺
Gross Expenditures	91.8	91.4	(0.5)
Non-Tax Revenue	7.3	7.5	(0.2)
Net Expenditures	84.5	83.9	(0.7)
Net Expenditure Increase/(Decrease)	3.9%	3.0%	(0.9%)
FTEs Requested	19.5	23.5	4.0

*Excludes Court Services and includes Chair & Council

+Numbers may not add due to rounding

2014 proposed budget is 0.9% lower than the 2014 Outlook

Corporate Management Proposed 2014 Tax Levy

	\$	%
Enhancements	0.0	0.0
Growth	1.5	1.8
Annualization	0.2	0.2
Mandatory/Legislative	0.0	0.0
Base (incl. Reductions/Efficiencies/Cost Savings)	0.8	1.0
Increase/(Decrease)	2.5	3.0
2013 Budget Net Tax Levy	81.4	
2014 Budget Net Tax Levy	83.9	

Details can be found on pages 288, 302, 310, 326, 332, 340, 344 and 351

Corporate Management Staffing Request

Department	2014 Outlook FTE	2014 Proposed FTE	Changes to Outlook
Corporate Services	11.5	12.5	1.0
Office of the CAO	2.0	4.0	2.0
Finance	6.0	7.0	1.0
FTEs Requested	19.5	23.5	4.0

Details can be found on pages 285, 299, 307, 323, 329, 337 and 341

Property Services 2014 Capital Budget

Details can be found on pages 289 to 316 of the capital budget book

Property Services

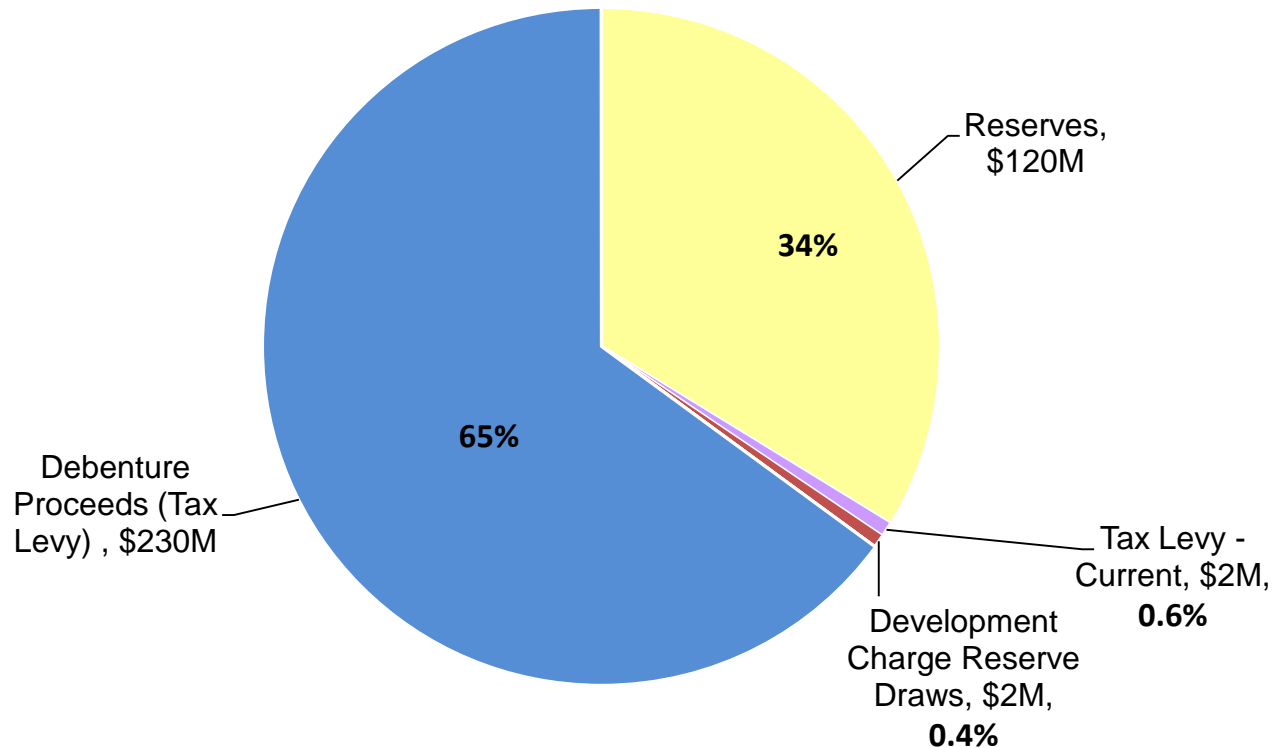
Proposed Capital Budget at a Glance

2014 Capital Budget	\$ Millions
Capital Budget for 2014	75
Ten-Year Plan	354
Capital Spending Authority (CSA)	81
CSA Change from Approved Outlook	44

Property Services Ten-Year Capital Plan totals \$354 million

Property Services Ten-Year Capital Financing

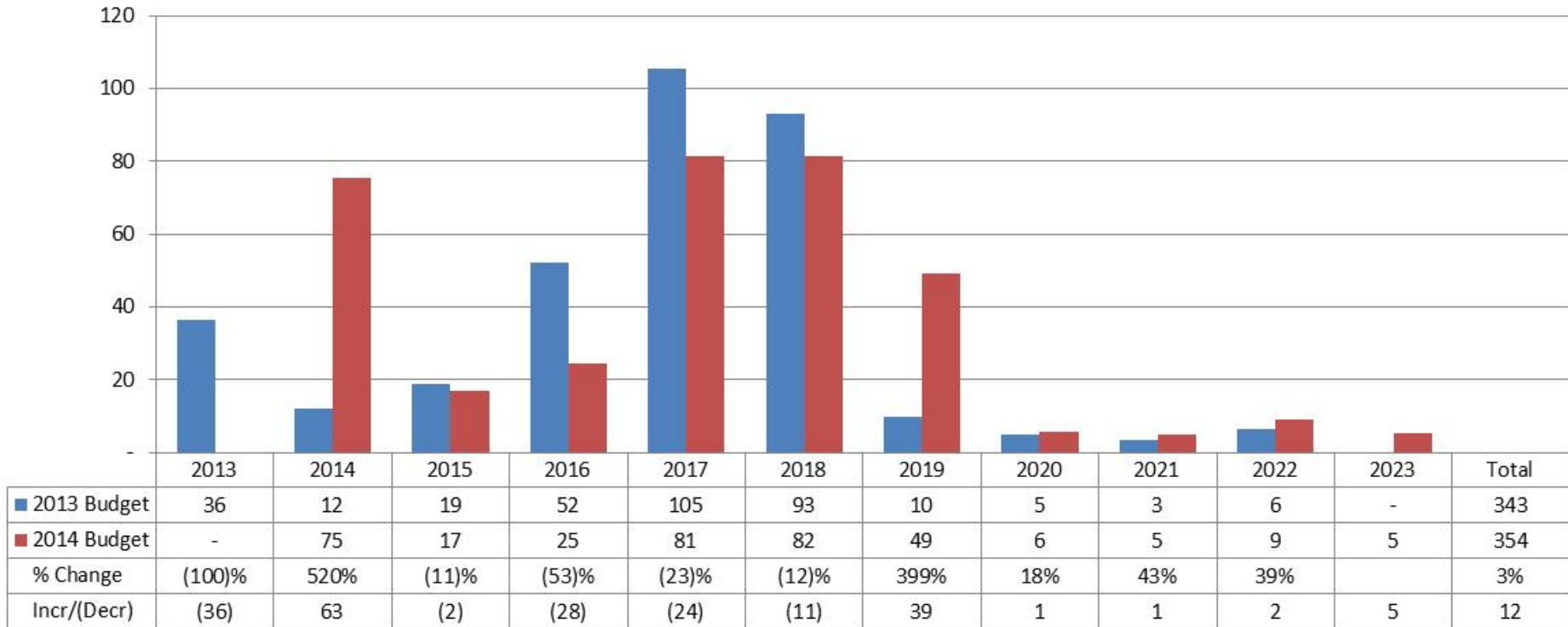
Ten-Year Financing Sources: \$354 million



Property Services

2013 Plan Compared to 2014 Plan

10 Year 2014 Budget Comparison to 2013 Budget (\$M)



9060 Jane Street and Harry Walker Parkway leasehold improvements drive change to budget in 2014

Property Services 2014 Capital Projects

2014 Major Capital Projects	Estimated Cost in Millions
9060 Jane Street, Vaughan	\$48.0
145 Harry Walker Parkway, Newmarket	10.0
Administrative Centre Annex (pre-construction), Newmarket	3.9
Rehabilitation and Repair – Regional Facilities	3.5
Administrative Centre Leasehold Improvements – York Regional Police space	3.0
Other	7.1
Total Capital Projects	\$75.5

Focus in 2014 is on delivery of critical infrastructure projects and maintenance of Regional assets

Information Technology 2014 Capital Budget

Details can be found on pages 275 to 288 of the capital budget book

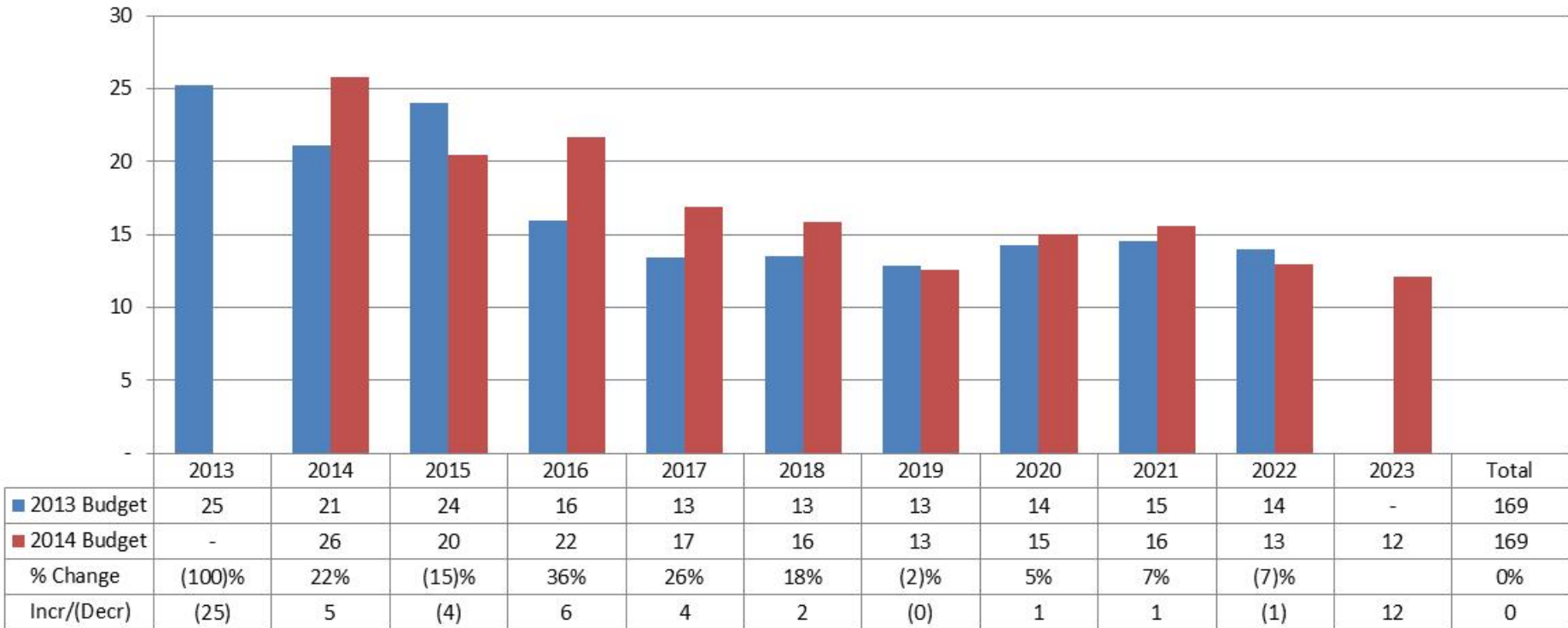
Information Technology Services Proposed Capital Budget at a Glance

2014 Capital Budget	\$ Millions
Capital Budget for 2014	26
Ten-Year Plan	169
Capital Spending Authority (CSA)	85
CSA Change from Approved Outlook	24

Information Technology Services Ten-Year Capital Plan totals \$169 million

Information Technology Services 2013 Plan compared to 2014 Plan

10 Year 2014 Budget Comparison to 2013 Budget (\$M)



2014 Ten-Year Plan is similar to 2013 Ten-Year Plan

Information Technology Services

2014 Capital Projects

2014 Major Capital Projects	Estimated Cost in Millions
IT PC & Printer Refresh Program	\$5.7
Regional Fibre Network	5.5
IT Data Centre & Telecom Equipment	3.5
Customer Relationship Management	3.4
Enterprise Architecture, Security & Risk	2.6
Information Management	1.5
Asset Management Systems	1.1
Other	2.5
Total Capital Projects	\$25.8

Corporate Management Summary*

(\$ in Millions)	2014 Outlook ⁺	2014 Proposed ⁺	Change to Outlook ⁺
Operating Budget:			
Net Expenditures	84.5	83.9	(0.7)
% Change in Net Expenditures	3.9%	3.0%	(0.9%)
FTEs Requested	19.5	23.5	4.0
Capital Budget:			
2014 Capital Spending Authority	97	166	68

*Excludes Court Services and includes Chair and Council

+Numbers may not add due to rounding

Financial Items, Boards and Authorities

Details can be found on pages 353 to 382 of the operating budget book

Financial Items, Boards and Authorities

\$ Thousands (net)	2014 Outlook	2014 Proposed	Change to Outlook
Court Services	(79)	(2,220)	(2,141)
Financial Items	92,208	102,412	10,204
Hospital Capital Funding	13,630	13,638	8
MPAC	17,400	17,046	(354)
Conservation Authorities	6,779	6,805	26
Recovery from User Rate	(6,381)	(6,169)	212
Total	123,557	131,512	7,955

Next Steps

- Recommend the 2014 Draft Business Plan and Budget presentation be received
- Forward recommendations to Council on December 19, 2013