

2016

Census Release Report



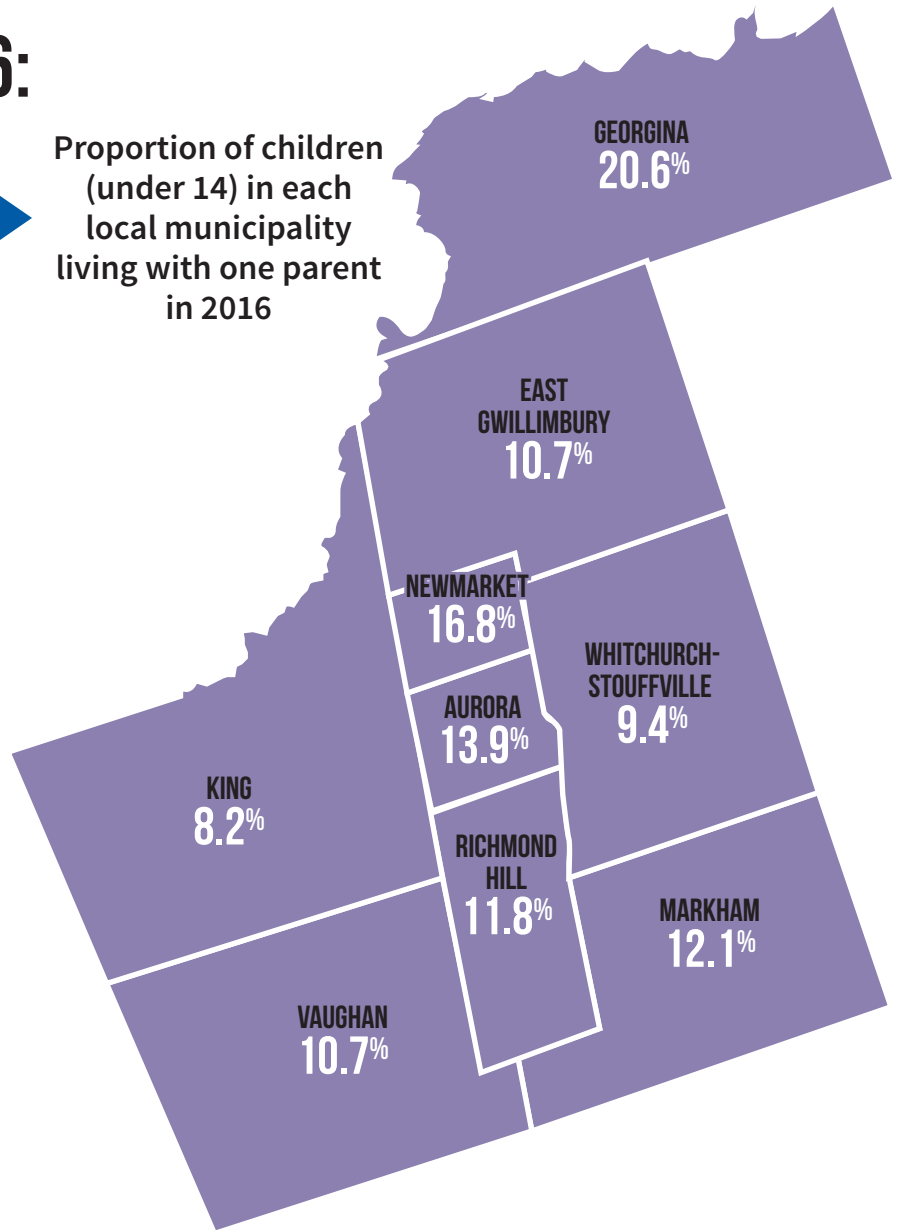
YORK REGION POPULATION IN 2016:

• **FAMILIES, HOUSEHOLDS
AND MARITAL STATUS** •

YORK REGION POPULATION IN 2016:

FAMILIES, HOUSEHOLDS AND MARITAL STATUS

Proportion of children
(under 14) in each
local municipality
living with one parent
in 2016




4.4%



Increase in couple families
(married/common law)
living with children


174,160 in 2011 to 181,745 in 2016

15.4%



Increase in couple families
(married/common law)
living without children


81,315 in 2011 to 93,850 in 2016



23.7%

**INCREASE IN PEOPLE (15+)
WHO ARE LIVING ALONE**


42,440 in 2011
52,500 in 2016



15%

**INCREASE IN MULTIPLE
FAMILY HOUSEHOLDS**

17,700 in 2011
20,350 in 2016



13.2%

**INCREASE IN LONE
PARENT FAMILIES**

38,805 in 2011
43,940 in 2016

AGE OF PEOPLE LIVING ALONE IN 2016



15 TO 24
2.6%



25 TO 34
11.8%



35 TO 44
11.0%



45 TO 54
15.0%



55 TO 64
18.8%



65+
40.8%



34,690
2011



42,090
2016

21.3% increase in families with
adult children since 2011

Family and Household Characteristics of York Region's Population (Preliminary Analyses based on 2016 Census)

On August 2, 2017 Statistics Canada released a series of data from the 2016 Census on family and household characteristics of Canadians. This summary presents statistics for York Region and its nine local municipalities. Historical trends and comparisons with other municipalities in the GTA will also be highlighted when appropriate.

Highlights

- In 2016, couple families (married/common law) with children accounted for 56.9% (181,745) of all family units in York Region and remained the dominant family type
- However, from 2011 to 2016, the number of couple families living without children rose faster (15.4%) than the number of couple families with children (4.4%)
- Among York Region's local municipalities, Vaughan had the highest proportion of couples with children (60.1%) in 2016, followed by Richmond Hill (58.0%) and Markham (57.0%)
- From 2011 to 2016, the number of lone parent families increased by 13.2% (43,940 in 2016)
- In 2016, Georgina (18.0%) had the highest proportion of lone parent families, followed by Newmarket (17.3%)
- In 2016, of all York Region's children under 14 years of age, 12.2% were living with one parent
- Georgina and Newmarket, had the highest proportion of children under 14 years of age living with one parent, 20.6% and 16.8% respectively
- Between 2011 and 2016, the number of people living alone increased by 23.7%, outpacing the growth of families of all other types (52,500 in 2016)
- Seniors (65 years and older) were more likely to live alone; Of all people living alone in York Region in 2016, 40.8% or 21,400, were seniors
- In 2016, of all York Region's residents living alone, 26.3% lived in Markham, 23.2% in Vaughan and 19.3% in Richmond Hill
- Multiple family households increased by 15.0% since 2011 (17,705 in 2011 and 20,350 in 2016)
- In 2016, there were 42,090 census families in York Region with adult children over the age of 25 living with their parents, a 21.3% increase since 2011 (34,690)

End Notes

This summary provides an overview of York Region's demography based on Statistics Canada's 2016 Census of Population data on families, households and marital status. It serves as the third in a series of reports summarizing the 2016 Census data release:

- [Age and sex, and type of dwelling – May 3, 2017](#)
- [Language – August 2, 2017](#)

Additional data will be available from Statistics Canada according to the following schedule:

- Income – September 13, 2017
- Immigration and ethnocultural diversity, aboriginal people, housing – October 25, 2017
- Education, labour, journey to work, language at work, mobility and migration – November 29, 2017

For further information, please contact:

Lois Davies
Manager, Social Policy and Accessibility
1-877-464-9675 ext. 72060
lois.davies@york.ca