

DISABILITY IN YORK REGION

RESULTS FROM 2017 CANADIAN SURVEY ON DISABILITY



- 1 York Region Demographics**
- 2 Canadian Survey on Disability 2017**
- 3 York Region disability statistics**
- 4 Key Points**
- 5 Resources**

OVERVIEW



YORK REGION DEMOGRAPHICS

- York Region is home to 1.2 million residents
- Our population is represented by all ages, backgrounds and abilities
- As our population grows, diversifies and the average age rises, we can also expect the number of people with disabilities to increase
- Disability can affect any person of any age or background
- Each person is unique with many dimensions of diversity including disability



CANADIAN SURVEY ON DISABILITY (CSD) 2017

DESIGN

PHASE ONE
2016 Census Long form

PHASE TWO
CSD Questionnaire

COVERAGE

AGED 15+

PRIVATE DWELLINGS

SAMPLE SIZE

**50,000
PEOPLE**

IMPORTANT DATA NOTE: WHO PARTICIPATED IN THE CSD?

- Only people living in private dwellings
- People living in collective dwellings were excluded from survey participation
- Collective dwellings may be institutional or non-institutional and include:
 - Hospitals
 - Long-term care facilities
 - Correctional institutions
 - Religious establishments (such as convents, monasteries)
 - Rooming and boarding houses
 - Establishments offering temporary lodging (such as hotels, shelters)

IMPORTANT DATA NOTE: DEFINITION OF DISABILITY

The CSD is based on a **social model of disability**, which is different than how disability is defined in the Ontario Human Rights Code and the Accessibility for Ontarians with Disabilities Act

In the social model of disability:

- Disability is the result of the interaction between a person's functional limitations and barriers in the environment, including social and physical barriers that make it harder to function day-to-day

DATA CAUTION

- The data marked by an asterisk (*) should be interpreted with caution
- Due to a smaller sample size, the estimates of the population for that particular group might contain a bigger than normal margin of error

CANADIAN SURVEY ON DISABILITY (CSD) 2017

TYPES OF DISABILITY*



PAIN-RELATED

Having daily activities limited because of difficulties caused by constant and/or recurrent pain.



SEEING

Having daily activities limited because of decreased ability to see.



FLEXIBILITY

Having daily activities limited because of bending down or reaching in any direction.



HEARING

Having daily activities limited because of decreased ability to hear.



MOBILITY

Having daily activities limited because of difficulty walking on a flat surface for 15 min or difficulty walking up/down a flight of stairs.



LEARNING

Having daily activities limited because of a self-identified learning difficulty or a learning disability diagnosed by a health care professional.



MENTAL HEALTH-RELATED

Having daily activities limited because of an emotional, psychological or mental health condition.



MEMORY

Having daily activities limited because of ongoing forgetfulness and periods of confusion.



DEXTERITY

Having daily activities limited because of difficulty using fingers to grasp small objects.



DEVELOPMENTAL

Condition diagnosed by a health care professional, regardless of the level of difficulty or the frequency of the activity limitations reported.

*Definitions are sourced from Statistics Canada

YORK REGION DISABILITY STATISTICS

In York Region, nearly one out of five (18 %) residents aged 15+ had at least one disability



162,600 people with disabilities

YORK REGION DISABILITY STATISTICS

The disability rate was lower
in York Region than in Ontario



YORK REGION 18%

162,600 People with disabilities



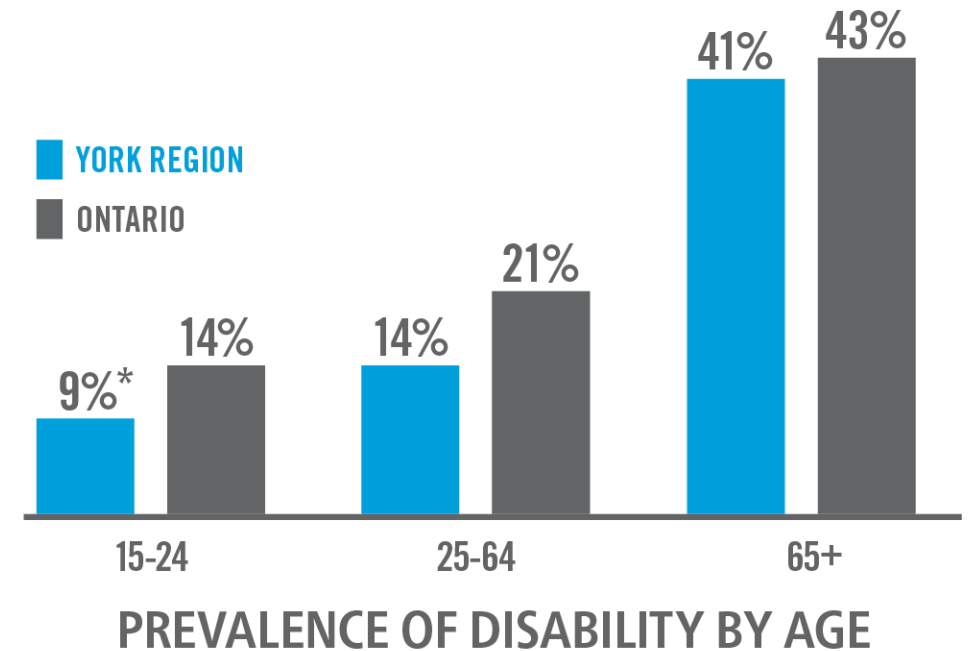
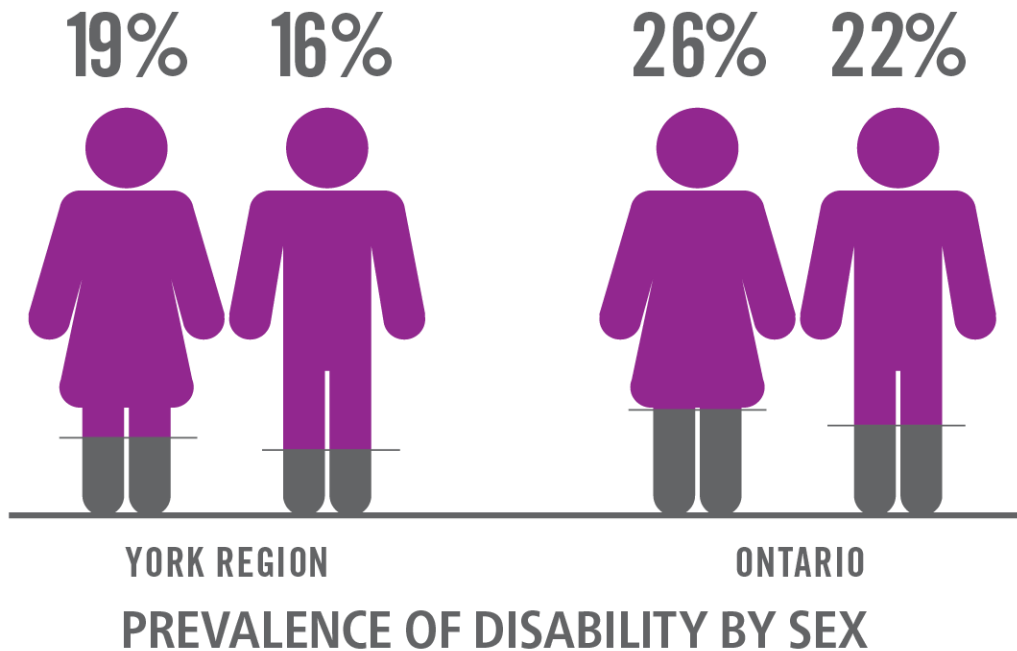
ONTARIO 24%

2,616,170 People with disabilities



YORK REGION DISABILITY STATISTICS

More women than men had disabilities
The disability rate increased with age

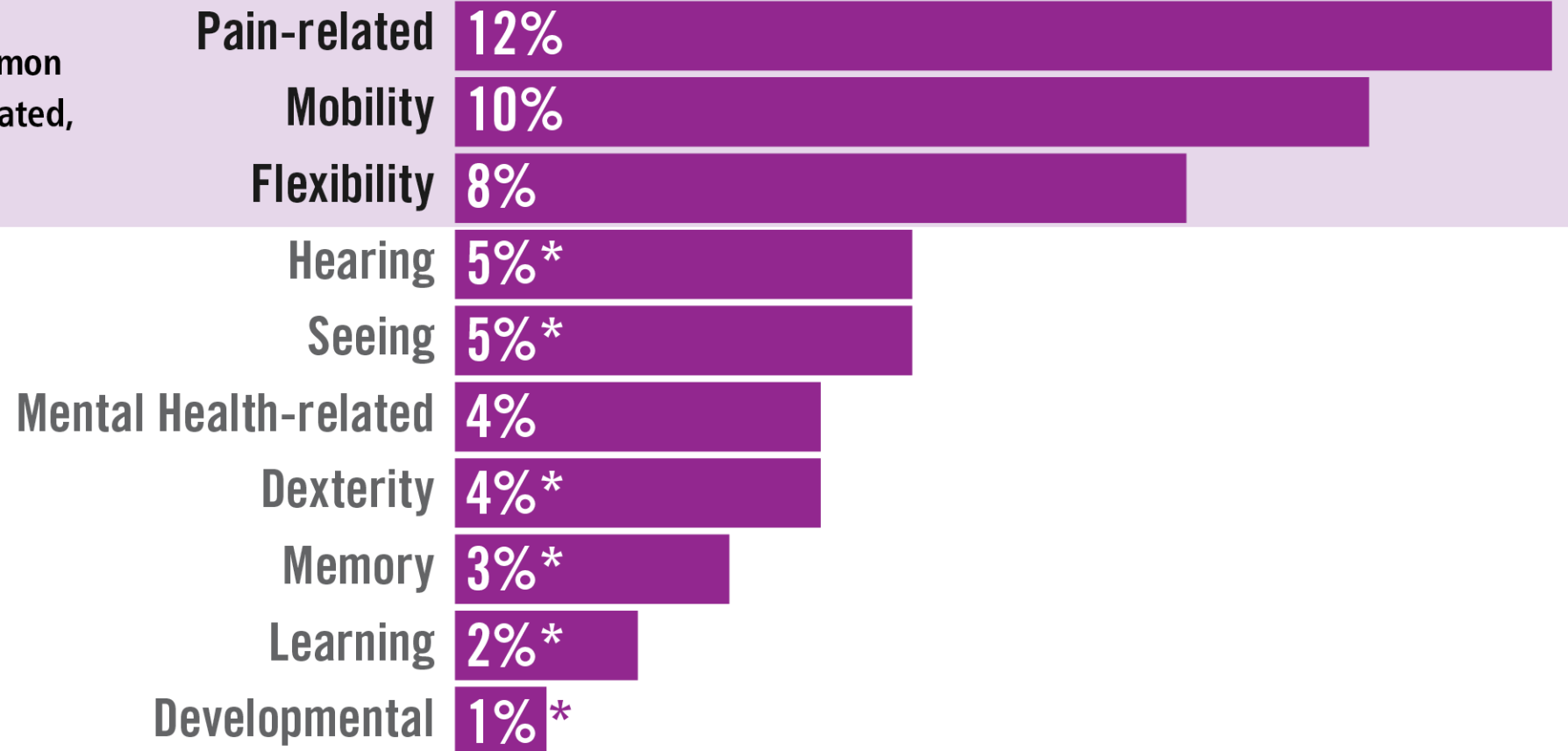


*Data should be used with caution

YORK REGION DISABILITY STATISTICS

Disability type among York Region residents aged 15+

In York Region, the most common disability types were pain-related, mobility, and flexibility



*Data should be used with caution

YORK REGION DISABILITY STATISTICS

Prevalent disability types were different for three main age groups of people with disabilities

YOUTH

15-24 years old



MENTAL HEALTH-RELATED

62%*



LEARNING

54%*



MEMORY

40%*

WORKING AGE ADULTS

25-64 years old



PAIN-RELATED

71%



MOBILITY

49%*



FLEXIBILITY

40%*

SENIORS

65+ years old



MOBILITY

72%*



PAIN-RELATED

68%*



FLEXIBILITY

61%*

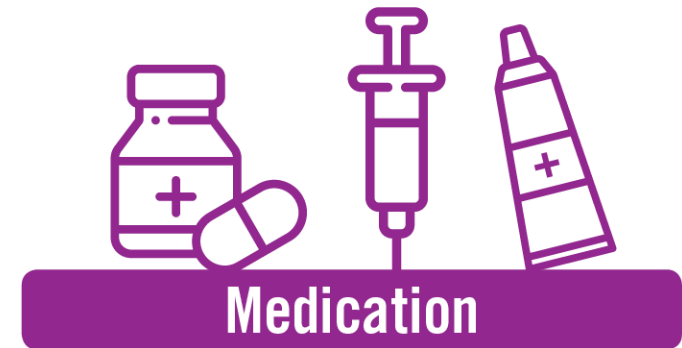
YORK REGION DISABILITY STATISTICS

Number of York Region residents who could not afford required medication, aids or assistive devices due to cost



20%

33,000 



13%

21,500 

YORK REGION DISABILITY STATISTICS

Working-age adults with disabilities were less likely to be employed



With disabilities

57%* Employed



Without disabilities

80% Employed

KEY POINTS

Why is this important?

- Offers insights into those we serve
- Allows evidence based program and service delivery planning
- Underscores importance of accessibility and inclusion efforts

Resources

Email: AODA@york.ca
Mail: Attention: Accessibility Unit
The Regional Municipality
of York
17250 Yonge Street
Newmarket ON, L3Y 6Z1

Telephone: 1-877-464-9675 ext. 74912
TTY: 1-866-512-6228
Web: York.ca/accessibility

This resource is part of a suite of resources available on the 2017 Canadian Survey on Disability (CSD), which includes the following:

- 2017 CSD Presentation
- 2017 CSD Infographic
- 2017 CSD Research Brief

The other resources can be viewed [here](#).